






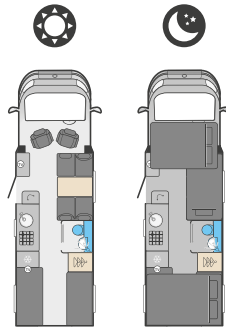
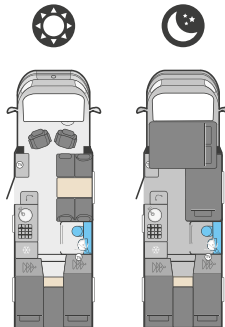
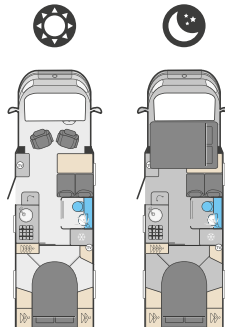


Voyager 4 Series

Specification

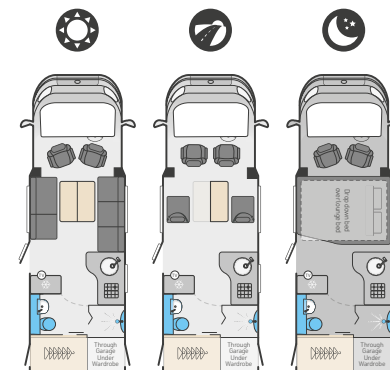
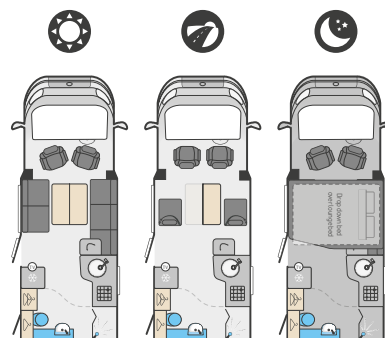
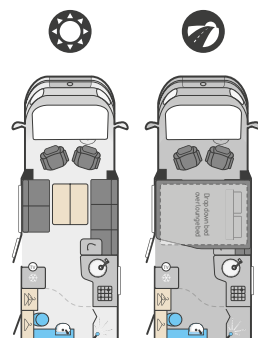


Voyager 4 Series Specification	475			485			494		
									
	Standard	Optional		Standard	Optional		Standard	Optional	
Ford EcoBlue diesel engine	130 bhp	165 bhp Auto		130 bhp	165 bhp Auto		130 bhp	165 bhp Auto	
Engine capacity	2.0ltr			2.0ltr			2.0ltr		
Engine power	130bhp @ 3500rpm	165bhp @ 3500rpm		130bhp @ 3500rpm	165bhp @ 3500rpm		130bhp @ 3500rpm	165bhp @ 3500rpm	
Engine torque	390Nm @ 2500rpm			390Nm @ 2500rpm			390Nm @ 2500rpm		
Wheel base	4.52m / 14' 10"			4.52m / 14' 10"			4.52m / 14' 10"		
Seat belts (inc. driver)	5			5			4		
Berths (sleeping positions)	5			5			4		
Overall length	7.54m / 24' 9"			7.54m / 24' 9"			7.54m / 24' 9"		
Overall body width (mirrors folded)	2.37m / 7' 9"			2.37m / 7' 9"			2.37m / 7' 9"		
Overall height	2.98m / 9' 9"			2.98m / 9' 9"			2.98m / 9' 9"		
Maximum technical permissible laden mass (A)	3500kg	3550kg*		3500kg	3550kg*		3500kg		
Mass in running order (B)	3070kg	3100kg		3070kg	3100kg		3088kg	3118kg	
Maximum user payload (A-B)	430kg	450kg		430kg	450kg		412kg	382kg	
Thermal insulation grade	THREE			THREE			THREE		
Maximum trailer weight	2000kg			2000kg			2000kg		
Gross train weight	5500kg			5500kg			5500kg		
BED SIZES									
Front offside single	193cm x 100cm / 6'4" x 3'3"			193cm x 100cm / 6'4" x 3'3"			183cm x 143cm / 6'0" x 4'8"		
Rear double	200cm x 147cm / 6'7" x 4'10"			206cm x 115cm / 6'9" x 3'9"					
Rear nearside single				191cm x 78cm / 6'3" x 2'7"					
Rear offside single				191cm x 78cm / 6'3" x 2'7"					
Luton bed	190cm x 133cm / 6'3" x 4'4"			190cm x 133cm / 6'3" x 4'4"			190cm x 133cm / 6'3" x 4'4"		

*3500kg Auto option available with 4 seat belts

Voyager 5 Series

Specification







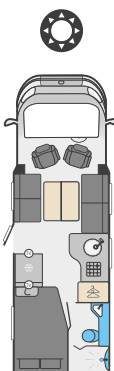
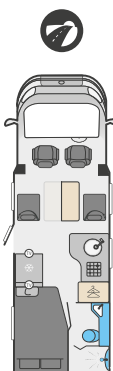
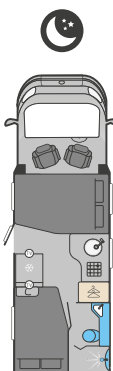
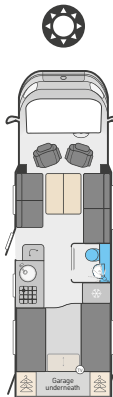
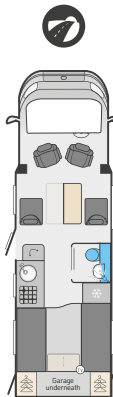
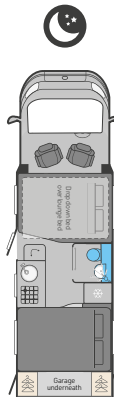
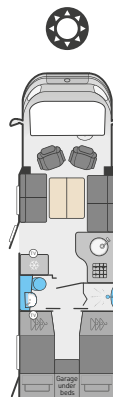
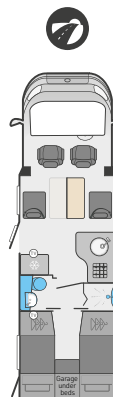
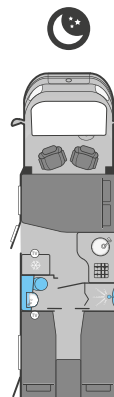
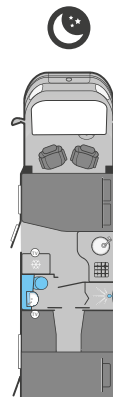


	Standard		Optional		Standard		Optional		Standard		Optional	
Ford EcoBlue diesel engine	130 bhp		165 bhp Auto		130 bhp		165 bhp Auto		130 bhp		165 bhp Auto	
Engine capacity	2.0ltr				2.0ltr				2.0ltr			
Engine power	130bhp @ 3500rpm		165bhp @ 3500rpm		130bhp @ 3500rpm		165bhp @ 3500rpm		130bhp @ 3500rpm		165bhp @ 3500rpm	
Engine torque	390Nm @ 2500rpm				390Nm @ 2500rpm				390Nm @ 2500rpm			
Wheel base	3.95m / 13' 0"				3.95m / 13' 0"				3.95m / 13' 0"			
Seat belts (inc. driver)	2				4				4			
Berths (sleeping positions)	4				4				4			
Overall length	6.19m / 20' 4"				6.19m / 20' 4"				7.01m / 23' 0"			
Overall body width (mirrors folded)	2.37m / 7' 9"				2.37m / 7' 9"				2.37m / 7' 9"			
Overall height	2.87m / 9' 5"				2.87m / 9' 5" Est				2.87m / 9' 5" Est			
Maximum technical permissible laden mass (A)	3500kg				3500kg				3500kg			
Mass in running order (B)	2830kg Est		2860kg Est		2860kg		2890kg		3005kg		3035kg	
Maximum user payload (A-B)	670kg Est		640kg Est		640kg		610kg		495kg		465kg	
Thermal insulation grade	THREE				THREE				THREE			
Maximum trailer weight	2000kg				2000kg				2000kg			
Gross train weight	5500kg				5500kg				5500kg			
BED SIZES												
Front double	194cm x 165cm / 114cm / 6'4" x 5'10" / 3'9"				194cm x 165cm / 114cm / 6'4" x 5'10" / 3'9"				194cm x 165cm / 114cm / 6'4" x 5'10" / 3'9"			
Rear double												
Rear nearside single												
Rear offside single												
Drop down bed	189cm x 150cm / 6'2" x 4'11"				189cm x 150cm / 6'2" x 4'11" Est				189cm x 150cm / 6'2" x 4'11" Est			

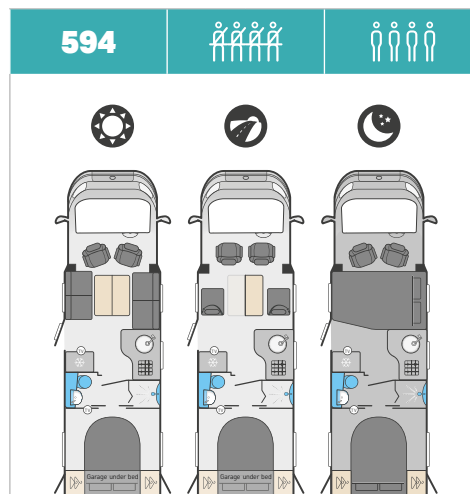
Voyager 5 Series

Specification



564				574				584			
  				  				   			
Standard		Optional		Standard		Optional		Standard		Optional	
130 bhp		165 bhp Auto		130 bhp		165 bhp Auto		130 bhp		165 bhp Auto	
2.0ltr				2.0ltr				2.0ltr			
130bhp @ 3500rpm		165bhp @ 3500rpm		130bhp @ 3500rpm		165bhp @ 3500rpm		130bhp @ 3500rpm		165bhp @ 3500rpm	
390Nm @ 2500rpm				390Nm @ 2500rpm				390Nm @ 2500rpm			
3.95m / 13' 0"				4.52m / 14' 10"				4.52m / 14' 10"			
4				4				4			
4				6				4			
7.22m / 23' 8"				7.73m / 25' 4"				7.85m / 25' 9"			
2.37m / 7' 9"				2.37m / 7' 9"				2.37m / 7' 9"			
2.86m / 9' 5" Est				2.87m / 9' 5"				2.87m / 9' 5"			
3500kg				3500kg				3500kg			
2990kg		3020kg		3115kg		3145kg		3076kg		3106kg	
510kg		480kg		385kg		355kg		424kg		394kg	
THREE				THREE				THREE			
2000kg				2000kg				2000kg			
5500kg				5500kg				5500kg			
194cm x 132cm / 105cm / 6'4" x 4'4" / 3'5"				194cm x 165cm / 114cm / 6'4" x 5'10" / 3'9"				194cm x 132cm / 105cm / 6'4" x 4'4" / 3'5"			
188cm x 129cm / 6'2" x 4'3"				202cm x 131cm / 6'8" x 4'4"				206cm x 115cm / 6'9" x 3'9"			
								195cm x 78cm / 6'5" x 2'7"			
								195cm x 78cm / 6'5" x 2'7"			
				189cm x 150cm / 6'2" x 4'11"							

Voyager 5 Series Specification



	Standard	Optional
Ford EcoBlue diesel engine	130 bhp	165 bhp Auto
Engine capacity	2.0ltr	
Engine power	130bhp @ 3500rpm	165bhp @ 3500rpm
Engine torque	390Nm @ 2500rpm	
Wheel base	4.52m / 14' 10"	
Seat belts (inc. driver)	4	
Berths (sleeping positions)	4	
Overall length	7.85m / 25' 9"	
Overall body width (mirrors folded)	2.37m / 7' 9"	
Overall height	2.87m / 9' 5"	
Maximum technical permissible laden mass (A)	3500kg	
Mass in running order (B)	3095kg Est	3125kg Est
Maximum user payload (A-B)	405kg Est	375kg Est
Thermal insulation grade	THREE	
Maximum trailer weight	2000kg	
Gross train weight	5500kg	5500kg
BED SIZES		
Front double	194cm x 132cm / 6'4" x 4'4" / 3'5"	
Rear double	183cm x 143cm / 6'0" x 4'8"	
Rear nearside single		
Rear offside single		
Drop down bed		

- The Maximum User Payload includes:
 - the conventional load (this is the allowance for passengers)
 - essential habitation equipment (items and fluids required for safe and proper functioning of habitation equipment)
 - optional equipment (items available from the manufacturer over and above the standard specification)
 - personal effects (those items not covered by the above)
- The Mass in Running Order is the mass of the unladen vehicle including a 75kg allowance for the driver plus engine coolants and 90% of the fuel tank capacity and 1 x 6kg Calor Lite LPG cylinder.
- The MRO is calculated with the fresh water tank empty. If you travel with water in the fresh water tank then the payload will reduce accordingly.
- Please take care to ensure that you have allowed for the masses of all items you intend to carry in the motorhome, e.g. passengers, optional equipment, essential habitation equipment and personal effects, such as clothing, food, pets, bicycles, sailboards, sports equipment etc.
- Warning - under no circumstances should the maximum technical permissible laden mass of the motorhome be exceeded.**
- Caution - When fitting a tow bar, it must meet certain minimum requirements as specified by Type Approval Regulations. The bar will have marked on it the approval standard (94/20/EC or 55R ECE) and the maximum download, or nose weight, that it can accept. It must fit the manufacturer's approved mounting points and must not obscure the towing vehicle's number plate.**
- Note - the additional weight of the tow bar and trailer nose weight increases the rear axle loading of the motorhome so care should be taken that the rear axle load is not exceeded when towing.**
- To ensure adequate road holding, the load on the front axle, under all conditions must not be less than 40% or more than 70% of the total weight. Care must be taken when distributing loads. The loadings above are maximum loadings and must not be exceeded under any circumstances.

Est = Estimate