



# Swift Motorhome Owner's Service Handbook







# CONTENTS

Annual Inspection Record.....	2
Annual Servicing Record .....	4
Warranty.....	7
Specifications.....	8
Water Capacities.....	10
Jacking.....	11
Wiring Diagrams.....	13
Bulb Replacement .....	19
Owners Club .....	21
Change of Ownership	

## MOTORHOMES - ANNUAL INSPECTION RECORD

In order to comply with the warranty, you must have your motorhome inspected and serviced by an authorised appointed Swift Group Dealer at least once per year.

It is important that the owner's handbook is stamped on the appropriate page by the appointed Swift Group Servicing Dealer. Failure to do this will invalidate the warranty and the transfer of the warranty on the change of ownership.

The inspection should take approximately two hours and will cover the areas dealt with in the annual service check list. Any areas requiring service and/or maintenance will be highlighted by your dealer and we recommend that you authorise any necessary work to be carried out.

NB. It is essential, to validate the warranty, that an annual inspection be carried out by an appointed Swift Group Dealer covering the items listed.

1. Damp and lamination test.
2. Chassis and chassis to body security.
3. Corner steadies.
4. Motorhome step.
5. Road lights, wiring and reflectors.
6. Internal lights and 12V DC system.
7. Water heater - gas and 240V AC.
8. Hob, grill and oven.
9. Refrigerator 240V AC, 12V DC and gas.
10. Gas system.
11. Water pump, taps and water system.
12. Mains 240V AC system.
13. Windows and fittings.
14. Roof lights.
15. Furniture hinges/stays etc.
16. Exterior locks and hinges.
17. All internal vents.
18. Seals.
19. Blinds and fly screens.
20. Blown air heating and gas fire systems.

# Inspection Record

## ANNUAL INSPECTION RECORD

MOTORHOME MODEL \_\_\_\_\_ REGISTRATION NUMBER \_\_\_\_\_

CHASSIS NUMBER \_\_\_\_\_ REGISTRATION DATE \_\_\_\_\_

<p><b>1st INSPECTION</b></p> <p>DATE:</p> <p>DEALER'S STAMP</p> <p>We certify that an annual inspection has been carried out in accordance with the handbook.</p>	<p><b>2nd INSPECTION</b></p> <p>DATE:</p> <p>DEALER'S STAMP</p> <p>We certify that an annual inspection has been carried out in accordance with the handbook.</p>	<p><b>3rd INSPECTION</b></p> <p>DATE:</p> <p>DEALER'S STAMP</p> <p>We certify that an annual inspection has been carried out in accordance with the handbook.</p>
<p><b>4th INSPECTION</b></p> <p>DATE:</p> <p>DEALER'S STAMP</p> <p>We certify that an annual inspection has been carried out in accordance with the handbook.</p>	<p><b>5th INSPECTION</b></p> <p>DATE:</p> <p>DEALER'S STAMP</p> <p>We certify that an annual inspection has been carried out in accordance with the handbook.</p>	<p><b>6th INSPECTION</b></p> <p>DATE:</p> <p>DEALER'S STAMP</p> <p>We certify that an annual inspection has been carried out in accordance with the handbook.</p>

## MOTORHOMES - ANNUAL SERVICE RECORD

Just as the engine/gearbox/roadwheels need regular servicing by your Peugeot/Fiat/VW dealer, so there are components in your conversion that need regular maintenance by your motorhome dealer.

These include the gas and electrical systems and the seals in the bodywork. Your dealer will complete the record in this handbook to show that the work has been carried out.

1. Damp and lamination test.
2. Chassis and chassis to body security.
3. Corner steadies.
4. Motorhome step.
5. Road lights, wiring and reflectors.
6. Internal lights and 12V DC system.
7. Water heater — gas and 240V AC.
8. Hob, grill and oven.
9. Refrigerator 240V AC, 12V DC and gas.
10. Gas system.
11. Water pump, taps and water system.
12. Mains 240V AC system.
13. Windows and fittings.
14. Roof lights.
15. Furniture hinges/stays etc.
16. Exterior locks and hinges.
17. All internal vents.
18. Seals.
19. Blinds and fly screens (if fitted).
20. Blown air heating and gas fire systems.

ANNUAL SERVICE RECORD

MOTORHOME MODEL \_\_\_\_\_ REGISTRATION NUMBER \_\_\_\_\_

CHASSIS NUMBER \_\_\_\_\_ REGISTRATION DATE \_\_\_\_\_

**1st SERVICE**

DATE:

DEALER'S STAMP

We certify that an annual service has been carried out in accordance with the handbook.

**2nd SERVICE**

DATE:

DEALER'S STAMP

We certify that an annual service has been carried out in accordance with the handbook.

**3rd SERVICE**

DATE:

DEALER'S STAMP

We certify that an annual service has been carried out in accordance with the handbook.

**4th SERVICE**

DATE:

DEALER'S STAMP

We certify that an annual service has been carried out in accordance with the handbook.

**5th SERVICE**

DATE:

DEALER'S STAMP

We certify that an annual service has been carried out in accordance with the handbook.

**6th SERVICE**

DATE:

DEALER'S STAMP

We certify that an annual service has been carried out in accordance with the handbook.

**7th SERVICE**

DATE:

DEALER'S STAMP

We certify that an annual service has been carried out in accordance with the handbook.

**8th SERVICE**

DATE:

DEALER'S STAMP

We certify that an annual service has been carried out in accordance with the handbook.

**9th SERVICE**

DATE:

DEALER'S STAMP

We certify that an annual service has been carried out in accordance with the handbook.

**10th SERVICE**

DATE:

DEALER'S STAMP

We certify that an annual service has been carried out in accordance with the handbook.

## Warranty

All the illustrations and descriptive matter in this service handbook are intended to give a general idea of the motorhome. Changing market and supply situations and our policy of continuous product development may prevent us from maintaining the exact specifications detailed in this service handbook. We therefore reserve the right to alter specifications as materials and conditions demand.

Dealers are not agents of Swift Group Limited, and have absolutely no authority to bind the manufacturer by any express or implied undertaking or representation.

All motorhomes (other than the engine, chassis cab and associated parts referred to earlier in this handbook which are subject to the relevant Fiat/Peugeot/VAG warranty) have a 12 month warranty from the date of purchase (or hire purchase). This covers faults arising from a manufacturing defect but not those which are a result of normal wear and tear. The manufacturer will honour the warranty for up to 60 days after the end of the 12 months to enable the first chargeable annual service to be carried out and the SuperSure extended warranty (see below) to commence.

The warranty will be invalidated if the motorhome has been neglected, misused, modified or used for hire or reward. The motorhome will be deemed to have been neglected if it has not been serviced and maintained as stated in this handbook.

Every owner of a new motorhome benefits automatically from the SuperSure extended warranty, covering the conversion element of the motorhome, (i.e. other than the engine, chassis cab and associated parts referred to earlier in this handbook which are subject to the relevant Fiat/Peugeot/VAG warranty) for years 2 and 3 from the date of purchase. The detailed terms of the extended warranty are set out in the separate SuperSure policy document. Your dealer should register you for cover under the SuperSure extended warranty at the time your new motorhome is handed over to you. It is important to check this registration has been completed to confirm that the motorhome is registered under the SuperSure Extended Warranty Scheme for years 2 & 3.

The cost of transporting, towing or moving the motorhome by any means to or from the place of repair is the responsibility of the owner.

The benefit of this warranty may be transferred to a new owner if the motorhome is sold, provided that the motorhome has been serviced by an authorised dealer in accordance with the requirements of this handbook, and details of the change of ownership form set out in this handbook. Failure to notify a change of ownership within 14 days of such change will invalidate the warranty.

The benefit of the SuperSure extended warranty may be transferred to a new owner if the motorhome is sold in accordance with the procedure detailed in the separate SuperSure policy document.

This warranty only applies to motorhomes purchased in the UK.

The above conditions in no way affect your statutory rights in respect of the motorhome.

# Specification

MODEL	Mondial GT	Mondial RL	Sundance 500	Sundance 520	Sundance 590RL	Sundance 590RS	Sundance 620	Royale 590	Royale 610
Designated Passenger Seats	2	1	1	3	1	3	3	3	1
Number of Berths	2	2	4	4	4	4	6	4	4
Overall Length	5.19m/17'1"	5.19m/17'1"	5.25m/17'3"	5.25m/17'3"	5.92m/19'5"	5.92m/19'5"	6.50m/21'4"	5.91m/19'5"	6.25m/20'6"
Overall Width	2.11m/6'10"	2.11m/6'10"	2.13m/7'0"	2.13m/7'0"	2.13m/7'0"	2.13m/7'0"	2.13m/7'0"	2.13m/7'0"	2.13m/7'0"
Overall Height	2.66m/8'9"	2.66m/8'9"	2.83m/9'3"	2.83m/9'3"	2.83m/9'3"	2.83m/9'3"	2.83m/9'3"	2.93m/9'7"	2.93m/9'7"
Maximum Technical Permissible Laden Mass (A)	2800kgs	2800kgs	3000kgs	3000kgs	3400kgs	3400kgs	3400kgs	3400kgs	3400kgs
Mass in Running Order (B)	2405kgs	2385kgs	2376kgs	2433kgs	2573kgs	2649kgs	2749kg*	2757kgs	2778kgs
Maximum User Payload (A-B)	395kg	415kg	625kg	567kg	827kg	751kg	651kg*	643kg	622kg
Essential Habitation Equipment	100kgs	100kgs	120kgs	125kgs	143kgs	143kgs	143kg*	143kgs	152kgs
<b>BED SIZES</b>									
Front Double	1.83m x 1.78m 6'0" x 5'10"	-	-	1.89m x 1.20m 6'3" x 4'0"	-	1.89m x 1.20m 6'3" x 4'0"	1.89m x 1.20m 6'3" x 4'0"	1.89m x 2.00m 6'3" x 6'7"	-
Front Single	-	-	-	-	-	1.89m x 0.69m 6'3" x 2'3"	-	1.89m x 0.69m 6'3" x 2'3"	-
Front Single	-	-	-	-	-	1.89m x 0.90m 6'3" x 2'11"	-	1.89m x 0.90m 6'3" x 2'11"	-
Rear Double	-	1.83m x 1.22m 6'0" x 4'0"	2.01m x 1.20m 6'7" x 4'0"	-	2.01m x 1.30m 6'7" x 4'3"	-	-	-	1.89m x 2.00m 6'3" x 6'7"
Rear Single	-	-	-	-	-	-	1.89m x 0.69m 6'3" x 2'3"	-	1.89m x 0.69m 6'3" x 2'3"
Rear Single	-	-	-	-	-	-	-	-	1.89m x 0.69m 6'3" x 2'3"
Rear Bunk Bed	-	-	-	-	-	-	1.76m x 0.60m 5'10" x 2'0"	-	-
Nearside Single	1.78m x 0.66m 5'10" x 2'2"	-	-	-	-	-	-	-	-
Offside Single	1.83m x 0.64m 6'0" x 2'1"	-	-	-	-	-	-	-	-
Overcab Bed	-	-	2.01 x 1.32m 6'7" x 4'4"	2.01m x 1.32m 6'7" x 4'4"	2.01m x 1.32m 6'7" x 4'4"	2.01m x 1.32m 6'7" x 4'4"	2.01m x 1.32m 6'7" x 4'4"	2.00m x 1.32m 6'7" x 4'4"	2.00m x 1.32m 6'7" x 4'4"

\*Estimated

- NOTE:** 1. The **Maximum User Payload** includes:
- the **conventional load** (this is the allowance for passengers)
  - essential habitation equipment** (items and fluids required for safe and proper functioning of habitation equipment)
  - optional equipment** (items available from the manufacturer over and above the standard specification)
  - personal effects** (those items not covered by the above)
2. PLEASE TAKE CARE TO ENSURE THAT YOU HAVE ALLOWED FOR THE MASSES OF ALL ITEMS YOU INTEND TO CARRY IN THE MOTORHOME, e.g. passengers, optional equipment, essential habitation equipment and personal effects, such as clothing, food, pets, bicycles, sailboards, sports equipment etc.
3. **WARNING** - UNDER NO CIRCUMSTANCES SHOULD THE MAXIMUM TECHNICALLY PERMISSIBLE LADEN MASS OF THIS MOTORHOME BE EXCEEDED.

# Specification

MODEL	Gazelle F59	Gazelle F59 Dinette	Gazelle F61/ F61 Wide	Gazelle F63	Gazelle V61	Gazelle V63	Kon-Tiki L Day Seat	Kon-Tiki L Twin Settee	Kon-Tiki S	Bel-Air 750
Designated Passenger Seats	1	3	1	3	1	3	2 (Maxi 3)	2 (Maxi 3)	2 (Maxi 3)	3
Number of Berths	4	4	4	6	4	6	5	5	4	4
Overall Length	5.90m/19'5"	5.90m/19'5"	6.30m/20'8"	7.13m/23'4"	6.40m/21'0"	7.23m/23'8"	7.30m/24'0**	7.30m/24'0**	7.00m/23'0**	7.13m/23'4"
Overall Width	2.22m/7'3"	2.22m/7'3"	2.22m/7'3"	2.22m/7'3"	2.22m/7'3"	2.22m/7'3"	2.22m/7'3"	2.22m/7'3"	2.22m/7'3"	2.27m/7'5"
Overall Height	2.90m/9'6"	2.90m/9'6"	2.90m/9'6"	2.90m/9'6"	2.90m/9'6"	2.90m/9'6"	2.98m/9'9**	2.98m/9'9**	2.98m/9'9**	2.96m/9'8"
Maximum Technical Permissible Laden Mass (A)	3400kg	3400kg	3400kg	3400kg	3500kg	3500kg	3400kg (Maxi 3850kg)	3400kg (Maxi 3850kg)	3400kg (Maxi 3850kg)	3850kg
Mass in Running Order (B)	2685kg	2725kg	2746kg	2915kg	2820kg*	2990kg	2914kg* (Maxi 2964kg*)	2914kg* (Maxi 2964kg*)	2948kg* (Maxi 2964kg*)	3271kg
Maximum User Payload (A-B)	715kg	675kg	654kg	485kg	680kg*	510kg	486kg* (Maxi 886kg*)	486kg* (Maxi 886kg*)	457kg* (Maxi 886kg*)	579kg
Essential Habitation Equipment	125kg	125kg	125kg	143kg	125kg	143kg	152kg	152kg	152kg	152
<b>BED SIZES</b>										
Drop-Down	-	-	-	-	-	-	-	-	-	1.30m x 2.00m 4'3" x 6'6"
Front Double	1.89m x 1.22m 6'3" x 4'0"	1.89m x 2.00m 6'3" x 6'7"	-	1.89m x 1.30m 6'3" x 4'3"	-	1.89m x 1.30m 6'3" x 4'3"	1.89m x 1.30m 6'3" x 4'3"	1.89m x 1.30m 6'3" x 4'3"	1.89m x 1.30m 6'3" x 4'3"	-
Front Single	-	1.89m x 0.69m 6'3" x 2'3"	-	-	-	-	-	-	1.89m x 0.69m 6'3" x 2'3"	1.89m x 0.69m 6'3" x 2'3"
Front Single	-	1.89m x 0.90m 6'3" x 2'11"	-	-	-	-	-	-	1.89m x 0.69m 6'3" x 2'3"	2.00m x 0.69m 6'7" c 2'3"
Rear Double	-	-	1.89m x 2.08m 6'3" x 6'10"	2.08m x 1.35m 6'10" x 4'5"	1.89m x 2.08m 6'3" x 6'10"	2.08m x 1.35m 6'10" x 4'5"	1.89m x 1.22m 6'3" x 4'0"	1.89m x 2.08m 6'3" x 6'10"	-	-
Rear Single	-	-	1.89m x 0.69m 6'3" x 2'3"	-	1.89m x 0.69m 6'3" x 2'3"	-	-	1.89m x 0.70m 6'3" x 2'3"	-	-
Rear Single	-	-	1.89m x 0.69m 6'3" x 2'3"	-	1.89m x 0.69m 6'3" x 2'3"	-	-	1.89m x 0.70m 6'3" x 2'3"	-	-
Overcab Bed	2.08m x 1.30m 6'10" x 4'3"	2.08m x 1.30m 6'10" x 4'3"	2.08m x 1.30m 6'10" x 4'3"	2.08m x 1.30m 6'10" x 4'3"	2.08m x 1.30m 6'10" x 4'3"	2.08m x 1.30m 6'10" x 4'3"	1.90m x 0.70m 6'3" x 2'3"	1.90m x 0.70m 6'3" x 2'3"	1.90m x 0.70m 6'3" x 2'3"	-

\*Estimated

- NOTE:** 1. The **Maximum User Payload** includes: a) the **conventional load** (this is the allowance for passengers) b) **essential habitation equipment** (items and fluids required for safe and proper functioning of habitation equipment) c) **optional equipment** (items available from the manufacturer over and above the standard specification) d) **personal effects** (those items not covered by the above)
2. PLEASE TAKE CARE TO ENSURE THAT YOU HAVE ALLOWED FOR THE MASSES OF ALL ITEMS YOU INTEND TO CARRY IN THE MOTORHOME, e.g. passengers, optional equipment, essential habitation equipment and personal effects, such as clothing, food, pets, bicycles, sailboards, sports equipment etc.
3. **WARNING** - UNDER NO CIRCUMSTANCES SHOULD THE MAXIMUM TECHNICALLY PERMISSIBLE LADEN MASS OF THIS MOTORHOME BE EXCEEDED.

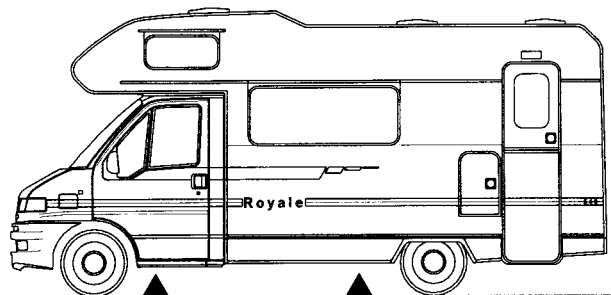
## Water Capacities

<b>CAPACITIES (litres)</b>	<b>Fresh Water Tank</b>	<b>Waste Water Tank</b>	<b>Water Heater</b>
<b>Bel-Air</b>	<b>90</b>	<b>70</b>	<b>13</b>
<b>Kon-Tiki</b>	<b>90</b>	<b>70</b>	<b>10</b>
<b>Gazelle</b>	<b>80</b>	<b>70</b>	<b>10</b>
<b>Royale 590</b>	<b>80</b>	<b>70</b>	<b>10</b>
<b>Royale 610</b>	<b>90</b>	<b>70</b>	<b>10</b>
<b>Sundance</b>	<b>80</b>	<b>70</b>	<b>10</b>
<b>Mondial</b>	<b>68</b>	<b>38</b>	<b>10</b>


## NOTICE

For technical data on the base vehicle please refer to your Fiat/Peugeot or VW handbook

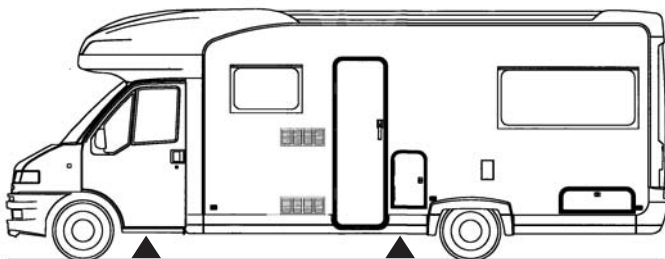
## FIAT ROYALE/SUNDANCE




## MONDIAL



## KON-TIKI




## GAZELLE



Jacking Points: ▲

# Jacking

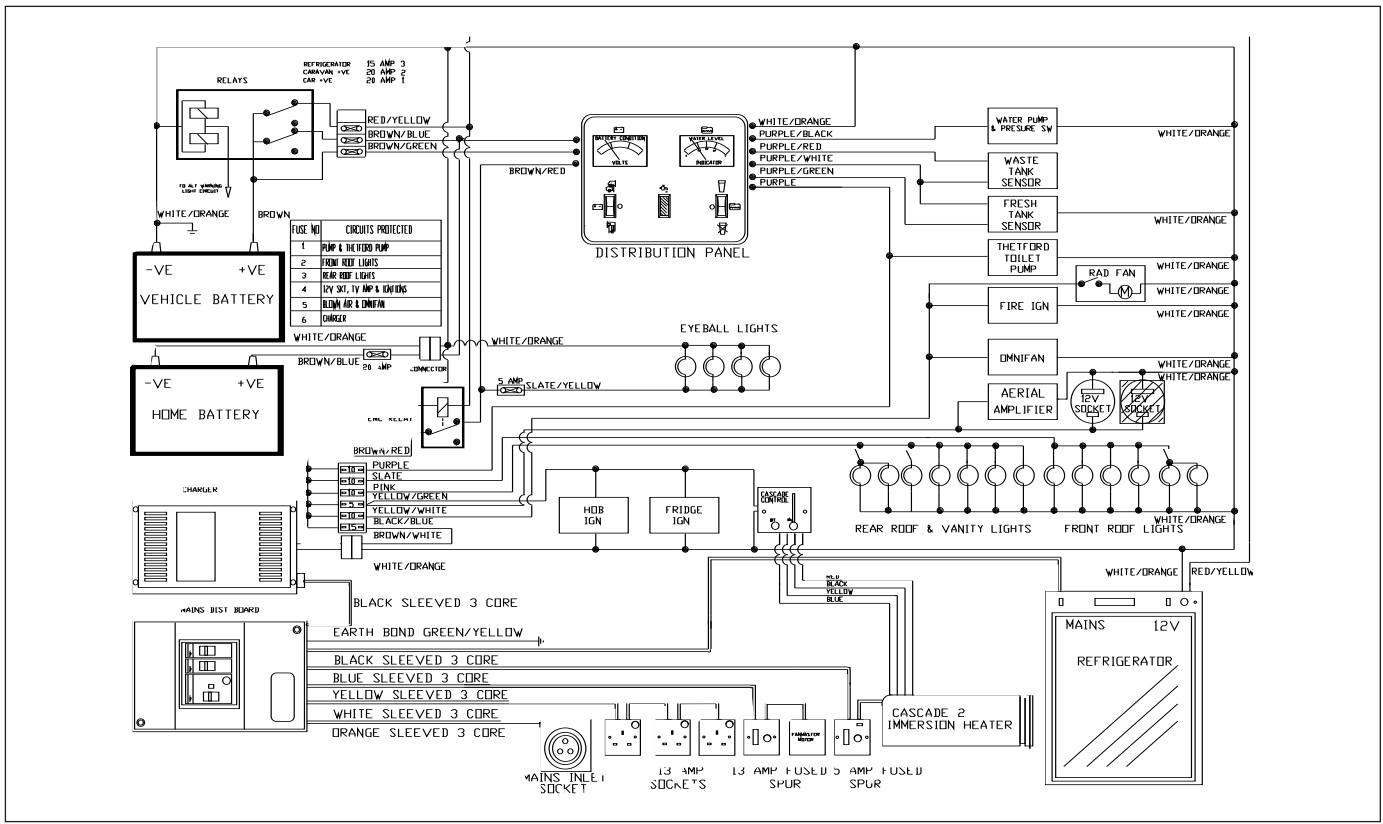
BEL-AIR



Jacking Points: ▲

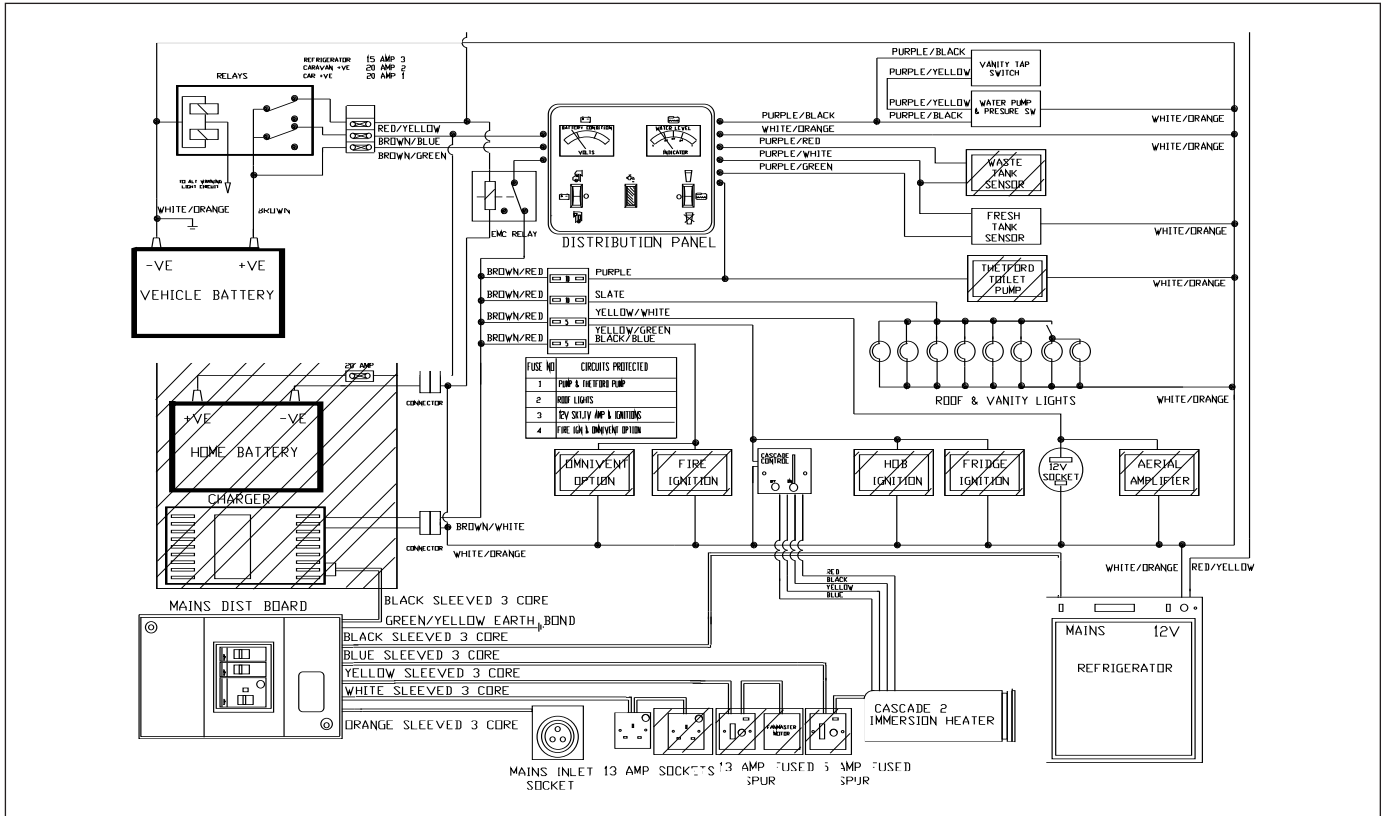
# Wiring Diagrams

## KON-TIKI RANGE



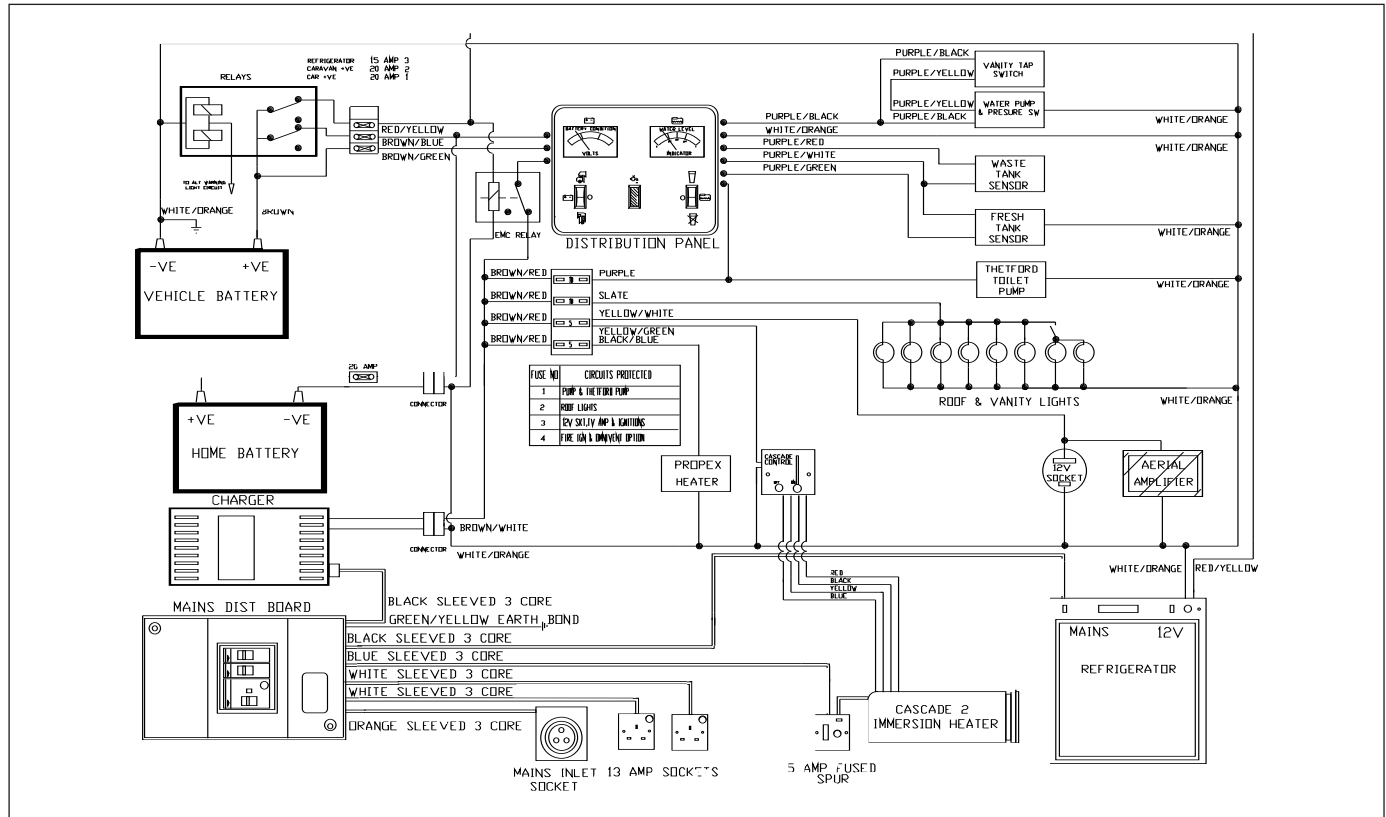


## SUNDANCE RANGE



# Wiring Diagrams

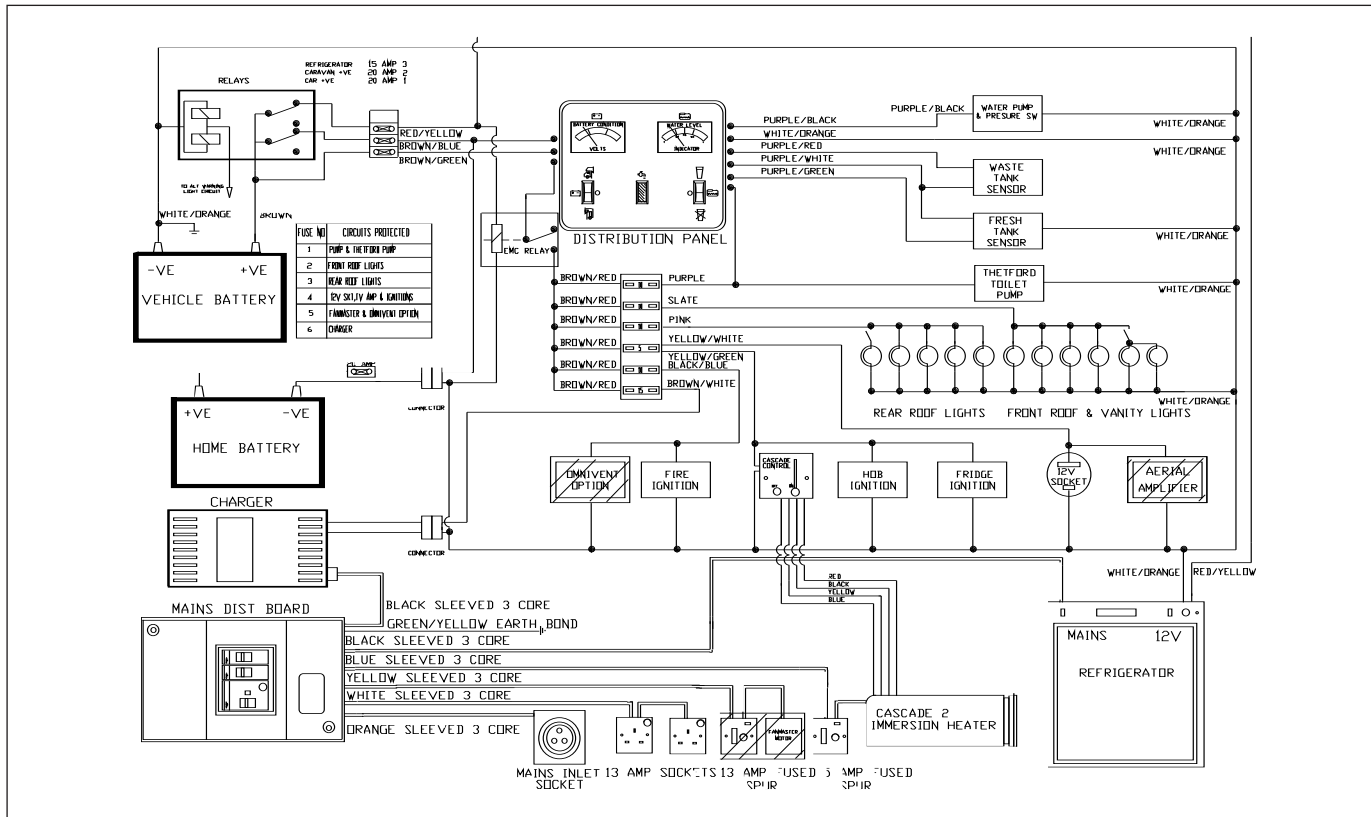
## MONDIAL RANGE





# Wiring Diagrams

## GAZELLE RANGE



# Bulb Replacement

	Type	Power	Mondial	Sundance	Fiat Royale	Fiat Gazelle	VW Gazelle	Kon-Tiki	Bel-Air
<b>Exterior Lights</b>									
<b>Fiat Cab</b>									
Full beam headlight	H4	12V-55/60W	✓	✓	✓	✓		✓	✓
Dipped beam headlight	H4	12V-55/60W	✓	✓	✓	✓		✓	✓
Front side lights	R5W	12V-5W	✓	✓	✓	✓		✓	✓
Front directional indicators	P21W	12V-21W	✓	✓	✓	✓		✓	✓
Side directional indicators	W5W	12V-5W	✓	✓	✓	✓		✓	✓
<b>VW Cab</b>									
Main beam/foglight	H4	12V-55/60W					✓		
Dipped beam headlight	H1	12V-55W					✓		
Front directional indicators	P21W	12V-21W					✓		
Side light	W5W	12V-5W					✓		
<b>Fiat Rear Light Cluster (Chassis Cab)</b>									
Rear directional indicators	PY21W	12V-21W		✓	✓	✓	✓		
Brake lights	P21W	12V-21W		✓	✓	✓	✓		
Reversing lights (RH side)	P21W	12V-21W		✓	✓	✓	✓		
Rear foglight (LH side)	P21W	12V-21W		✓	✓	✓	✓		
Side light	R5W	12V-5W		✓	✓	✓	✓		
<b>Fiat Rear Light Cluster (Hightop)</b>									
Rear directional indicators	PY21W	12V-21W	✓						✓
Brake lights	P21W	12V-21W	✓						✓
Reversing lights	P21W	12V-21W	✓						✓
Rear foglight/taillight (Twin bulb)	P21/4W	12V-21/4W	✓						✓
<b>Hella Rear Light Cluster</b>									
Rear side light	P21/5W	12V-21/5W							
Rear directional indicator	PY21W	12V-21W							
Fog lamp (LH side)	P21W	12V-21W							
Reversing light (RH side)	P21W	12V-21W							

Note: Not all lights and bulbs feature on all models within a range

# Bulb Replacement

	Type	Power	Mondial	Sundance	Fiat Royale	Fiat Gazelle	VW Gazelle	Kon-Tiki	Bel-Air
<b>EXTERIOR LIGHTS</b>									
<b>Britax Valeo Rear Light Cluster</b>									
Rear directional indicator	P21W	12V-21W						✓	
Stop lamp	P21W	12V-21W						✓	
Position lamp	R10W	12V-10W						✓	
Reverse lamp	P21W	12V-21W						✓	
Fog lamp	P21W	12V-21W						✓	
Fiat number plate light	CW5	12V-5W	✓	✓	✓				
Number plate light	C5W	12V-5W							✓
Number plate light	R19-10W	12V-10W				✓	✓		
Number plate light	C11-5W	12V-5W						✓	
Front marker light	W5W	12V-5W						✓	
Rear marker light	W5W	12V-5W						✓	
Rear marker light	R19-5W	12V-5W							
Red/white side marker light	C5W	12V-5W		✓	✓	✓	✓		✓
Amber side marker light	W5W	12V-5W			✓	✓	✓	✓	✓
Amber side direction indicator	C11-5W	12V-5W							✓
Awning light	L245	12V-10W			✓	✓	✓	✓	✓
<b>INTERIOR LIGHTS</b>									
Lumo 1	Fluorescent 300mm	12V-8W	✓	✓	✓	✓	✓		✓
Lumo 3	Fluorescent 300mm	12V-8W							
Round ceiling lights	Halogen G4	12V-20W		✓	✓				
Downlights	Halogen G4	12V-10W	✓		✓	✓	✓	✓	✓
Spot lights	Halogen G4	12V-10W	✓	✓	✓				
Cab interior ceiling light	CW5	12V-5W	✓	✓	✓	✓	✓	✓	

Note: Not all lights and bulbs feature on all models within a range

### **SWIFT MOTORHOME OWNERS CLUB**

Congratulations on your choice of motorhome. Now that you are the proud owner of a Swift Motorhome, perhaps you would like to consider spending the occasional weekend or holiday in the company of other proud Swift Motorhome owners. For details of the Motorhome Owners Club contact:

Customer Services Dept.  
Swift Group Limited,  
Dunswell Road,  
Cottingham,  
Hull,  
East Yorkshire HU16 4JX

## NOTIFICATION OF CHANGE OF OWNERSHIP

If you sell your motorhome, please notify the change of ownership by completing this page, detaching it and sending it to:  
Swift Group Ltd., Dunswell Road, Cottingham, East Yorkshire, HU16 4JX.

DETAILS OF MOTORHOME:	Model:	_____
	Chassis No:	_____
	Registration No:	_____
CURRENT OWNER:	Name:	_____
	Address:	_____
		_____
NEW OWNER:	Name:	_____
	Address:	_____
		_____

Please note that the benefit of any unexpired warranty cannot be transferred to the new owner until the change of ownership details above have been received.



**Quality with Style**

**SWIFT MOTORHOMES, DUNSWELL ROAD, COTTINGHAM, EAST YORKSHIRE HU16 4JX.  
TEL: 01482 847332 FAX: 01482 840082 e-mail/web site: [www.swiftleisure.co.uk](http://www.swiftleisure.co.uk)**

Issued September 1999

9830015