



Individually styled - beautifully built

BESSACARR CARAVANS

Dunswell Road, Cottingham, East Yorkshire HU16 4JX.

Tel: 01482 875740 Fax: 01482 840082

email: enquiry@swiftleisure.co.uk

web site: www.bessacarrcaravans.co.uk

A MEMBER OF THE SWIFT GROUP

1074989 issued September 2006

bessacarrcameo

Specification, wiring diagrams & bulb chart



Individually styled - beautifully built



CONTENTS

Specification	1
Wiring Diagrams - Road Lights	2
Wiring Diagrams - 495 & 525 Internal Wiring - 12V & 230V	3
Wiring Diagrams - 556, 625 & 645 Internal Wiring - 12V & 230V	4
Bulb Replacement	5

Specifications

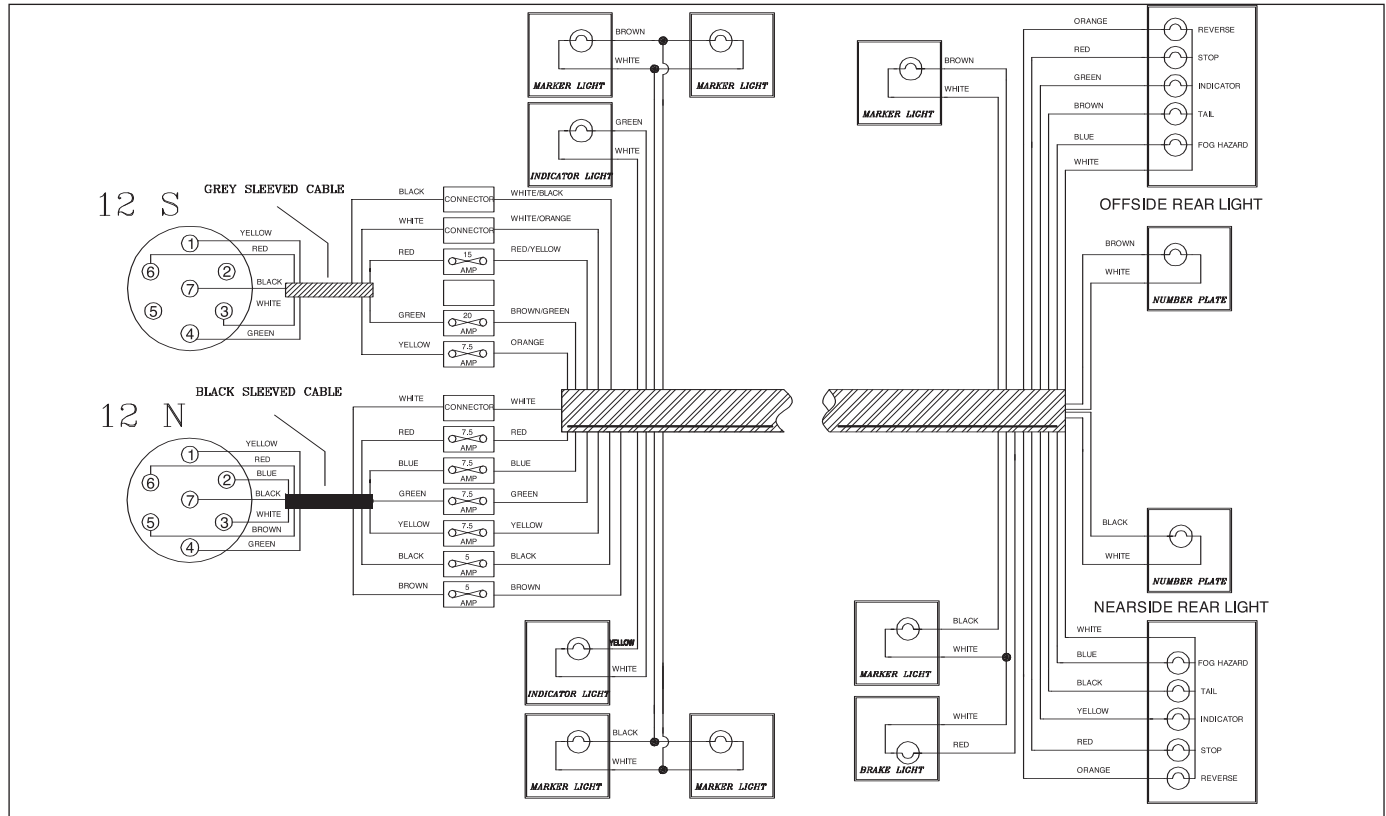
	CAMEO 495SL	CAMEO 525SL	CAMEO 550GL	CAMEO 625GL	CAMEO 645GL
Berths	2	3 (opt 4)	3 (opt 4)	4	4
Axles	1	1	2	2	2
Internal Length (bed box height)	4.78m/15'8"	5.43m/17'10"	5.85m/19'2"	6.27m/20'7"	6.27m/20'7"
Overall Width	2.23m/7'4"	2.23m/7'4"	2.23m/7'4"	2.23m/7'4"	2.23m/7'4"
Overall Height (inc. TV Aerial)	2.68m/8'10"	2.68m/8'10"	2.68m/8'10"	2.68m/8'10"	2.68m/8'10"
Maximum Internal Headroom	1.95m/6'5"	1.95m/6'5"	1.95m/6'5"	1.95m/6'5"	1.95m/6'5"
Overall Length	6.43m/21'1"	7.08m/23'3"	7.50m/24'7"	7.92m/26'0"	7.92m/26'0"
Mass in Running Order (inc. tolerance)	1300kg/25.6cwt	1398kg/27.5cwt	1499kg/29.5cwt	1610kg/31.7cwt	1569kg/30.9cwt
Essential Habitation Equipment Payload	105kg/2.1cwt	105kg/2.1cwt	105kg/2.1cwt	105kg/2.1cwt	105kg/2.1cwt
Personal Effects Payload	105kg/2.1cwt	131kg/2.6cwt	136kg/2.7cwt	140kg/2.8cwt	140kg/2.8cwt
Optional Equipment Payload	40kg/0.8cwt	60kg/1.2cwt	60kg/1.2cwt	40kg/0.8cwt	40kg/0.8cwt
Total user Payload	250kg/5.0cwt	296kg/5.9cwt	301kg/6.0cwt	285kg/5.7cwt	285kg/5.7cwt
Maximum Technical Permissible Laden Mass (DECLARED)	1550kg/30.6cwt	1694kg/33.4cwt	1800kg/35.5cwt	1895kg/37.4cwt	1854kg/36.6cwt
Maximum Technical Permissible Laden Mass (POSSIBLE)	1550kg/30.5cwt	1750kg/34.4cwt	1800kg/35.5cwt	1900kg/37.4cwt	1900kg/37.4cwt
Awning A/A dimension†	9.10m/29'10"	9.74m/32'0"	10.07m/33'0"	10.49m/34'5"	10.49m/34'5"
Tyre Size	205/65 r15 102	195/70 r15 104	175/65 r14 86	175/65 r14 86	175/65 r14 86
Tyre pressure at DECLARED MTPLM	50psi	62psi	44psi	50psi	50psi
Tyre pressure at POSSIBLE MTPLM	50psi	65psi	44psi	50psi	50psi
Static Load on Coupling Head	100kg	100kg	100kg	100kg	100kg
Thermal Insulation Grade	TWO	TWO	TWO	TWO	TWO
Bed Sizes					
Front Double	208cm x 190cm/6'10" x 6'3"	208cm x 180cm/6'10" x 5'11"	208cm x 180cm/6'10" x 5'11"	208cm x 180cm/6'10" x 5'11"	208cm x 180cm/6'10" x 5'11"
or One Single	190cm x 71cm/6'3" x 2'4"	190cm x 71cm/6'3" x 2'4"	190cm x 71cm/6'3" x 2'4"	190cm x 71cm/6'3" x 2'4"	180cm x 71cm/5'11" x 2'4"
and One Single	190cm x 71cm/6'3" x 2'4"	180cm x 71cm/5'11" x 2'4"	190cm x 71cm/6'3" x 2'4"	180cm x 71cm/5'11" x 2'4"	175cm x 71cm/5'9" x 2'4"
Rear Double				192cm x 138cm/6'4" x 4'6"	186cm x 134cm/6'1" x 4'5"
Side Single (offside)		180cm x 66cm/5'11" x 2'2"	180cm x 66cm/5'11" x 2'2"		
Optional Bunk		178cm x 56cm/5'10" x 1'10"	178cm x 56cm/5'10" x 1'10"		

Bed sizes: Please note that double bed sizes are quoted with wrap round seating.

†Note on awning sizes: Due to the varying awning designs and sizes the awning sizes given are approximate only. Specific awning sizes must be confirmed by your dealer or the awning manufacturer prior to purchase.

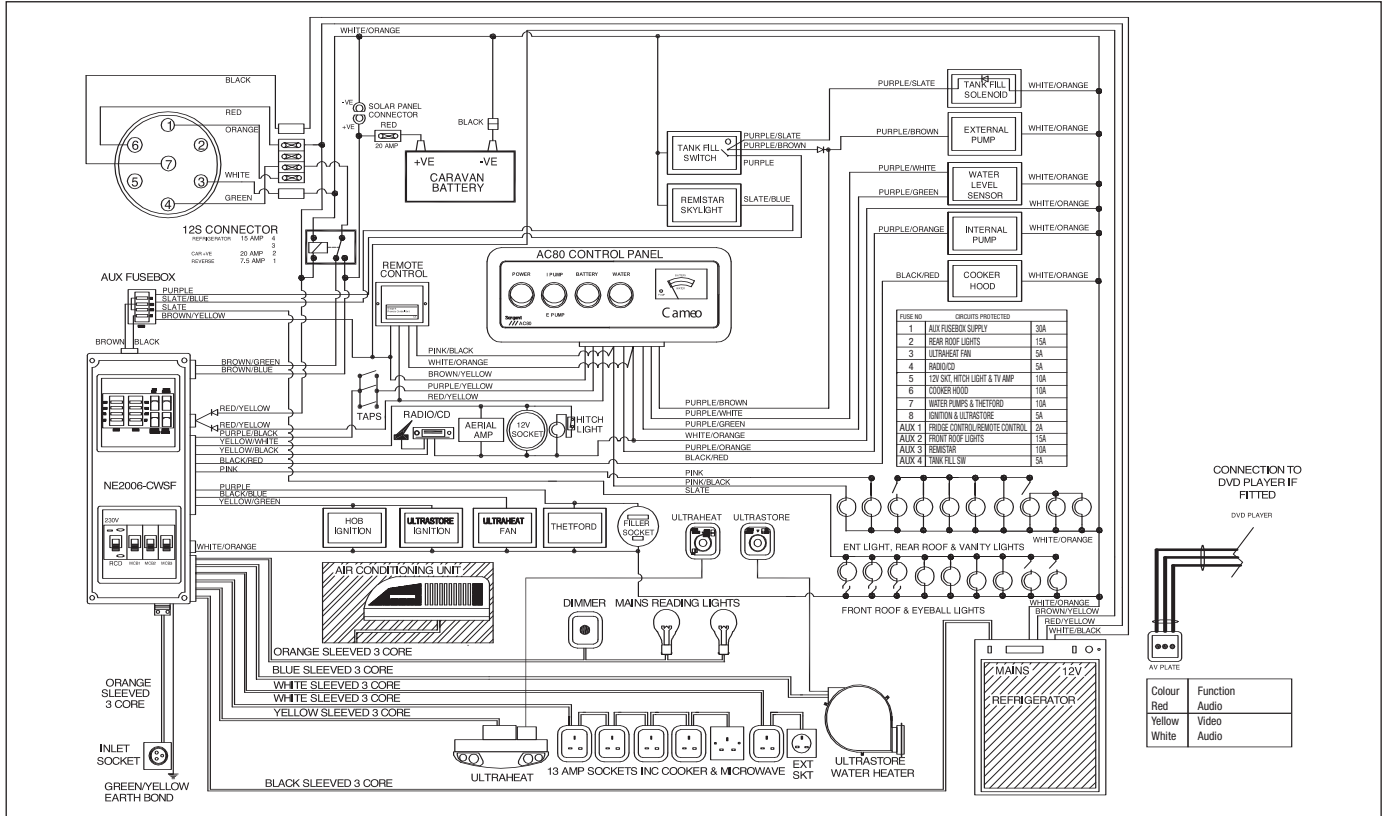
Wiring Diagrams

CAMEO RANGE - ROAD LIGHTS



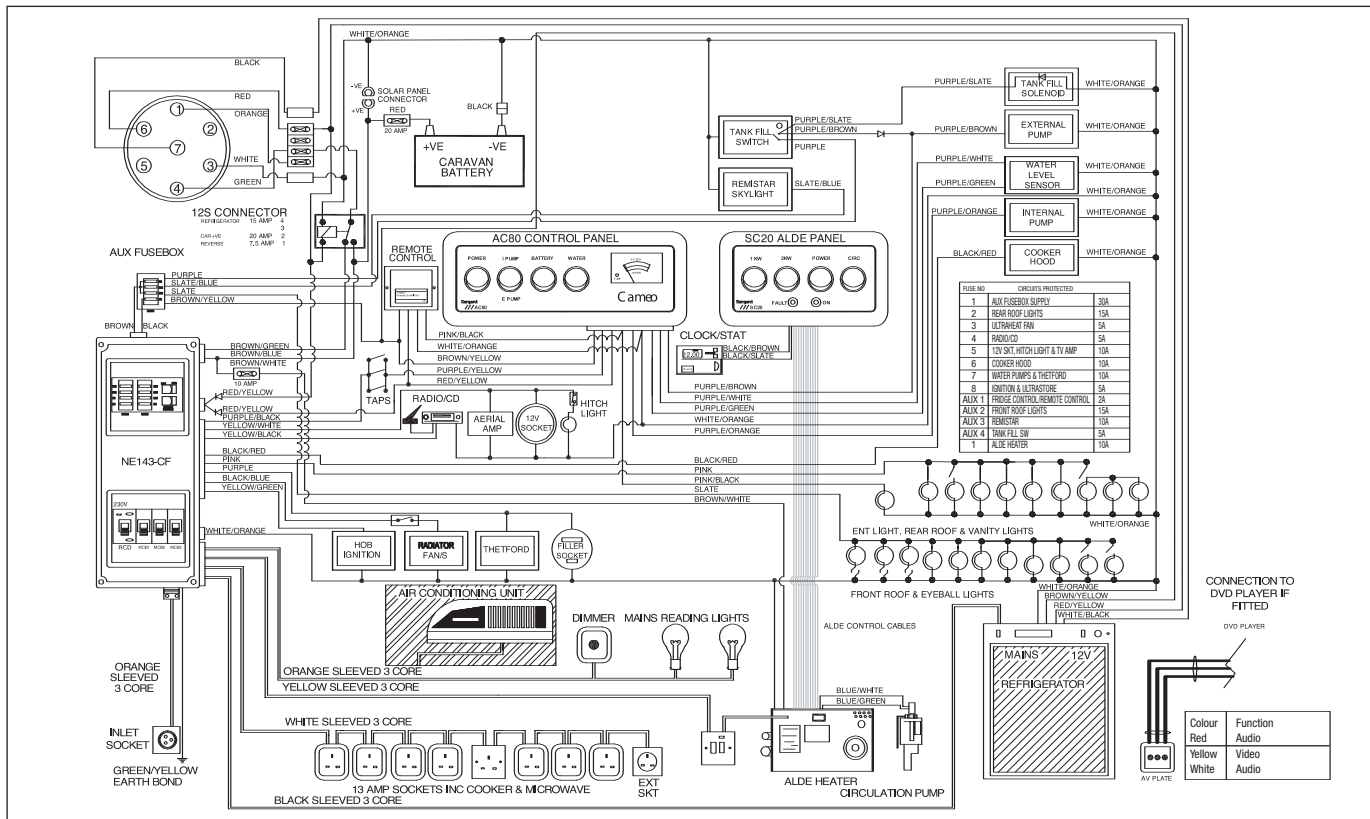
Wiring Diagrams

495 & 525 CAMEO - 12V & 230V



Wiring Diagrams

550, 625 & 645 CAMEO RANGE - 12V & 230V



Bulb Replacement

	TYPE	RATING	CAMEO		
ROAD LIGHTS					
Front marker lights	W5W	12v 5w	✓		
Side repeater	W5W	12v 5w	✓		
Rear marker light	W5W	12v 5w	✓		
Reversing light	P21	12v 21w	✓		
Rear indicator light	PY21 Orange bulb	12v 21w	✓		
Brake light	P21	12v 21w	✓		
Tail light	Hella 2SA 008 405	LED	✓		
Fog light	P21	12v 21w	✓		
Number plate light	C5W	12v 5w	✓		
High level brake light	T5/13.5	12v 2.3w	✓		
Hitch cover light	C5W	12v 5w	✓		
INTERIOR/OTHER					
Awning lights	P21W	12v 20w	✓		
Spot lights	GU4/MR11 Dichroic	GU4 12v 10w	✓		
Down lighters	Halogen capsule	G4 12v 20w	✓		
Step light	Halogen capsule	G4 12v 20w	✓		
Remistar lights	C5W	12v 5w	✓		
Cooker hood lights	GU4/MR11 Dichroic	GU4 12v 10w	✓		
Mains lights	Small screw	230v 40w	✓		

Note: Not all bulbs and lights feature on all models within a range