


Abbey Caravans : 05

Warranty & Service Handbook



Leaders in Leisure





CONTENTS

Warranty.....	2
What to do if you Require Assistance	4
Annual Service/Inspection Record	5
Specifications.....	8
Wiring Diagrams – Road Lights	13
Wiring Diagrams – Internal Wiring	16
Bulb Replacement	19
Change of Ownership	

Warranty

All the illustrations and descriptive matter in this handbook are intended to give a general idea of the caravan. Changing market and supply situations and our policy of continuous product development may prevent us from maintaining the exact specifications detailed in this handbook. We therefore reserve the right to alter specifications as materials and conditions demand.

Dealers are not agents of Swift Group Limited, the manufacturer of Swift Group caravans and have absolutely no authority to bind the manufacturer by any express or implied undertaking or representation.

All caravans have a 3 year SuperSure manufacturer's warranty from the date of purchase (or hire purchase), which is subject to a chargeable annual service and inspection being carried out at an authorised Swift Group Service Centre.

During the warranty period, subject to the exclusions set out in this section of the handbook, the manufacturer, Swift Group Limited, will repair (or at its option, replace) all defective parts of the caravan.

The manufacturer will honour the warranty until 36 months from the date of sale, provided that the caravan has been serviced annually within 90 days before or 60 days after each anniversary of the

original date of sale. The third service must, however, be carried out before the expiry of the 36 month period from the original date of sale.

In the first 12 months the warranty will cover:

Faults arising from a manufacturing defect but not those which are a result of normal wear and tear or those which relate to replacement light bulbs.

Also not covered under the first year are faults resulting from accidental damage or damage caused by misuse of any component part of the caravan.

In the years two and three the warranty will cover:

1. All original components of the caravan including permanently fitted equipment forming part of the manufacturer's original specification.
2. Water ingress and body delamination.

Specific exclusions to Supersure Warranty during years two and three

- Tyres including jockey wheel, glass including heat shields, sink lids, mirrors.
- Paintwork including all exterior paint, heat shields, heater cases and all other painted surfaces.

- Decals, mirror transfers, resin badges.
- GRP/ABS A frame covers, wheel spats and skirts.
- Cosmetic finishes to kitchen sinks, cooker tops, vanity units, shower trays.
- Soft furnishings including upholstery, curtains, pelmets.
- Carpets, lino and floor coverings including door mats, shower mats.
- Work surfaces, tables, and flaps.
- Wallboards, ceiling boards and all other interior décor finishes.
- Window catches, stays and associated fittings.
- Blinds and flyscreens including door, Heki and other rooflights.
- All hinges, catches, knobs, stays and handles (interior and exterior).
- Adjustment of external doors and lockers.
- Replacement of bulbs, fluorescent tubes, fuses and electrical connections including 12n and 12s plugs, high level brake lights and bulb contacts.
- Adjustment and natural movement of internal doors, flaps and furniture.

Warranty

- Audio equipment including radios, speakers, aerials and associated parts.
- Bent jockey wheels, assemblies and corner steadies.
- Fair wear and tear, accidental damage or any damage caused by the misuse of any component fitted by the manufacturer.
- Routine maintenance items which are part of the annual service including brake shoes, one shot nuts, lubricants, AKS pads, rubber gas hose, the cleaning of the heater and fridge flues, the replacement of gas jets, the resealing and/or replacement of shower room sealant, and the adjustment and lubrication of locks.

General terms applying to all three years of the warranty period

The caravan is not covered for:-

- The failure of a component for reasons of fair wear and tear.
- Damage resulting from accidents.
- Misuse of any component.
- Normal deterioration or negligence of any person other than the Swift Group Limited which causes stoppage of or impairment to the function of any component of the caravan.

- Replacement of parts which have reached the end of their effective working life because of age and/or usage.
- Cleaning or adjustment of any assemblies.

The warranty will be invalidated if the caravan has been neglected, misused or modified. The warranty on all internal components will be invalidated if the caravan has been used for hire or reward. The caravan will be deemed to have been neglected if it has not been serviced and maintained as stated in this handbook.

The warranty only applies to caravans purchased and used within the UK, and for continuous journeys abroad of no longer than 90 days per journey.

The cost of transporting, towing or moving the caravan by any means to or from the place of repair is the responsibility of the owner.

The benefit of this warranty may be transferred to a new owner if the caravan is sold, provided that the caravan has been serviced by an authorised Swift Group Service Centre in accordance with the requirements of this handbook, and details of the change of ownership have been supplied to Swift Group using the change of ownership form set out in this handbook.

Failure to notify Swift Group of a change of ownership within 14 days of such a change will invalidate the warranty.

You have legal rights under UK law governing the sale of consumer goods. This warranty does not affect your legal rights.

The name and address of the warranty provider is:-

Swift Group Limited
Dunswell Road
Cottingham
East Yorkshire
HU16 4JX

To make a claim under this warranty, contact the Swift Group Service Centre which supplied your caravan. Alternatively, details of your nearest authorised Swift Group Service Centre can be obtained by contacting the Swift Group Customer Care Department on 01482 875740 or enquiring on our web site: www.swiftleisure.co.uk

WHAT TO DO IF YOU REQUIRE ASSISTANCE

Congratulations on purchasing an Abbey product. We are confident that you will enjoy many happy holidays. However, should you have an enquiry or require assistance with a problem, we hope that this guide will be of assistance to you.

If you have a problem, or enquiry with regards to your new caravan, please follow these steps:

1. Check the Owners Handbook, paying particular attention to the fault finding advice at the back of the book.
2. Contact your supplying dealer for assistance.

If you need to contact the Swift Group, please be aware of the following:

1. When contacting Swift Supercare, please quote your name, postcode and serial number of your caravan, or build number of your motorhome.
2. In most instances, the Customer Care Team will involve your dealer in resolving the issue you are experiencing.
3. If you are contacting the company by email, letter or fax, the Customer Care Team will respond to you within five working days from the date of receiving the correspondence.
4. If you are calling the Customer Care Team, please avoid where possible, Mondays and lunch times.
5. Please be aware that the Swift Group cannot send parts direct from the factory. In all cases, without exception, your dealer must place the order for you.

TOURING CARAVANS - ANNUAL SERVICE/INSPECTION RECORD

In order to comply with the warranty, you must have your caravan inspected and serviced by an authorised Swift Group Service Centre at least once per year.

It is important that the Owner's Handbook is stamped on the appropriate page by the authorised Swift Group Service Centre. Failure to do this will invalidate the warranty and the transfer of the warranty on the change of ownership.

The inspection should take approximately two to four hours and will cover the areas dealt with in the annual service check list. Any areas requiring service and/or maintenance will be highlighted by your dealer and we recommend that you authorise any necessary work to be carried out.

NB. It is essential, to validate the warranty, that an annual inspection be carried out by an authorised Swift Group Service Centre covering the items listed.

- | | |
|---|---|
| 1. Damp and lamination test. | 16. Water heater - gas and 230V AC (if fitted). |
| 2. Coupling head and breakaway cable. | 17. Hob, grill and oven (if fitted). |
| 3. Jockey wheel. | 18. Refrigerator 230V AC, 12V DC and gas. |
| 4. Chassis and chassis to body security. | 19. Gas system. |
| 5. Corner steadies. | 20. Water pump, taps and water system. |
| 6. Folding step (if fitted). | 21. Mains 230V AC system. |
| 7. Tyres and tyre pressures. | 22. Windows and fittings. |
| 8. Torque wheel nuts. | 23. Smoke alarm and battery. |
| 9. Brake rods and linkages. | 24. Roof lights. |
| 10. Hub bearings, brakes and brake shoes. | 25. Furniture hinges/stays etc. |
| 11. Handbrake operation and performance. | 26. Exterior locks and hinges. |
| 12. Suspension and shock absorbers (if fitted). | 27. Grab handle security. |
| 13. 12N and 12S 7-pin plugs and cables. | 28. All internal vents. |
| 14. Road lights, wiring and reflectors. | 29. Oil seals. |
| 15. Internal lights and 12V DC system. | 30. Blinds and fly screens (if fitted). |

Service/Inspection

ANNUAL SERVICE/INSPECTION RECORD

CARAVAN MODEL _____ YEAR _____

CHASSIS NUMBER _____

<p>1st SERVICE</p> <p>DATE:</p> <p>DEALER'S STAMP</p> <p>We certify that an annual service has been carried out in accordance with the handbook.</p>	<p>2nd SERVICE</p> <p>DATE:</p> <p>DEALER'S STAMP</p> <p>We certify that an annual service has been carried out in accordance with the handbook.</p>
<p>3rd SERVICE</p> <p>DATE:</p> <p>DEALER'S STAMP</p> <p>We certify that an annual service has been carried out in accordance with the handbook.</p>	<p>4th SERVICE</p> <p>DATE:</p> <p>DEALER'S STAMP</p> <p>We certify that an annual service has been carried out in accordance with the handbook.</p>

5th SERVICE

DATE:

DEALER'S STAMP

We certify that an annual service has been carried out in accordance with the handbook.

6th SERVICE

DATE:

DEALER'S STAMP

We certify that an annual service has been carried out in accordance with the handbook.

7th SERVICE

DATE:

DEALER'S STAMP

We certify that an annual service has been carried out in accordance with the handbook.

8th SERVICE

DATE:

DEALER'S STAMP

We certify that an annual service has been carried out in accordance with the handbook.

9th SERVICE

DATE:

DEALER'S STAMP

We certify that an annual service has been carried out in accordance with the handbook.

10th SERVICE

DATE:

DEALER'S STAMP

We certify that an annual service has been carried out in accordance with the handbook.

Specifications

AVENTURA	312	315	316	317	318
Berths	2	2	5	4	4
Axles	1	1	1	1	1
Internal Length (bed box height)	4.20m/13'9"	4.67m/15'4"	5.13m/16'10"	4.74m/15'7"	5.39m/17'8"
Overall Width	2.23m/7'4"	2.23m/7'4"	2.23m/7'4"	2.23m/7'4"	2.23m/7'4"
Overall Height (inc. TV Aerial)	2.70m/8'10"	2.70m/8'10"	2.70m/8'10"	2.70m/8'10"	2.70m/8'10"
Overall Length	5.88m/19'3"	6.35m/20'10"	6.81m/22'4"	6.42m/21'1"	7.07m/23'2"
Mass in Running Order (inc. tolerance)	1019kg/20.1cwt	1073kg/21.1cwt	1189kg/23.4cwt	1093kg/21.5cwt	1204kg/23.7cwt
Essential Habitation Equipment Payload	82kg/1.6cwt	82kg/1.6cwt	82kg/1.6cwt	82kg/1.6cwt	82kg/1.6cwt
Personal Effects Payload	100kg/2.0cwt	105kg/2.1cwt	139kg/2.7cwt	125kg/2.5cwt	132kg/2.6cwt
Optional Equipment Payload	4kg/0.1cwt	4kg/0.1cwt	4kg/0.1cwt	4kg/0.1cwt	4kg/0.1cwt
Total user Payload	186kg/3.7cwt	191kg/3.8cwt	225kg/4.4cwt	211kg/4.2cwt	218kg/4.3cwt
Maximum Technical Permissible Laden Mass (DECLARED)	1205kg/23.8cwt	1264kg/24.9cwt	1414kg/27.8cwt	1304kg/25.7cwt	1422kg/28.0cwt
Maximum Technical Permissible Laden Mass (POSSIBLE)	1230kg/24.2cwt	1350kg/26.6cwt	1500kg/29.5cwt	1350kg/26.6cwt	1500kg/29.5cwt
Awning A/A dimension†	8.41m/27'7"	8.88m/29'2"	9.34m/30'8"	8.95m/29'4"	9.60m/31'6"
Tyre Size	195/70 r14 91	195/70 r14 95	175 r14 99	195/70 r14 95	175 r14 99
Tyre pressure at DECLARED MTPLM	36psi	39psi	59psi	39psi	61psi
Tyre pressure at POSSIBLE MTPLM	36psi	42psi	65psi	42psi	65psi
Static Load on Coupling Head	100kg	100kg	100kg	100kg	100kg
Thermal Insulation Grade	TWO	TWO	TWO	TWO	TWO
Bed Sizes					
Front Double	208cm x 180cm/6'10" x 5'11"	208cm x 180cm/6'10" x 5'11"	208cm x 180cm/6'10" x 5'11"	208cm x 134cm/6'10" x 4'5"	208cm x 167cm/6'10" x 5'6"
or One Single	190cm x 72cm/6'3" x 2'4"	180cm x 72cm/5'11" x 2'4"	190cm x 72cm/6'3" x 2'4"		190cm x 72cm/6'3" x 2'4"
and One Single	180cm x 72cm/5'11" x 2'4"	190cm x 72cm/6'3" x 2'4"	180cm x 72cm/5'11" x 2'4"		167cm x 72cm/5'6" x 2'4"
Rear Double			209cm x 133cm/6'10" x 4'4"	188cm x 138cm/6'2" x 4'6"	198cm x 138cm/6'6" x 4'6"
Rear Bunk			194cm x 56cm/6'4" x 1'10"		
Side Single (offside)					
Side Single (nearside)					
Side Bunk					
Rear Lower Bunk					
Rear Upper Bunk					
Side Fixed Lower Bunk					
Side Fixed Upper Bunk					

Please note that double bed sizes are quoted with wrap round seating. †Note on awning sizes: Due to the varying awning designs and sizes the awning sizes given are approximate only. Specific awning sizes must be confirmed by your dealer or the awning manufacturer prior to purchase.

Specifications

AVENTURA	319	320	325	330	340
Berths	4	4	4	6	6
Axles	1	1	1	1	2
Internal Length (bed box height)	5.13m/16'10"	5.23m/17'2"	5.23m/17'2"	5.50m/18'1"	6.27m/20'7"
Overall Width	2.23m/7'4"	2.23m/7'4"	2.23m/7'4"	2.23m/7'4"	2.23m/7'4"
Overall Height (inc. TV Aerial)	2.70m/8'10"	2.70m/8'10"	2.70m/8'10"	2.70m/8'10"	2.70m/8'10"
Overall Length	6.81m/22'4"	6.91m/22'8"	6.91m/22'8"	7.18m/23'7"	7.95m/26'1"
Mass in Running Order (inc. tolerance)	1148kg/22.6cwt	1189kg/23.4cwt	1173kg/23.1cwt*	1223kg/24.1cwt	1368kg/26.9cwt
Essential Habitation Equipment Payload	82kg/1.6cwt	82kg/1.6cwt	82kg/1.6cwt	82kg/1.6cwt	82kg/1.6cwt
Personal Effects Payload	129kg/2.5cwt	130kg/2.6cwt	130kg/2.6cwt	191kg/3.8cwt	160kg/3.1cwt
Optional Equipment Payload	4kg/0.1cwt	4kg/0.1cwt	4kg/0.1cwt	4kg/0.1cwt	4kg/0.1cwt
Total user Payload	215kg/4.2cwt	216kg/4.3cwt	216kg/4.3cwt	277kg/5.5cwt	246kg/4.8cwt
Maximum Technical Permissible Laden Mass (DECLARED)	1363kg/26.8cwt	1405kg/27.7cwt	1389kg/27.4cwt*	1500kg/29.6cwt	1614kg/31.7cwt
Maximum Technical Permissible Laden Mass (POSSIBLE)	1500kg/29.5cwt	1500kg/29.5cwt	1500kg/29.5cwt	1500kg/29.5cwt	1800kg/35.4cwt
Awning A/A dimension†	9.34m/30'8"	9.44m/31'0"	9.44m/31'0"	9.71m/31'10"	10.48m/34'5"
Tyre Size	175 r14 99	175 r14 99	175 r14 99	175 r14 99	175/65 r14 82
Tyre pressure at DECLARED MTPLM	59psi	59psi	59psi	65psi	33psi
Tyre pressure at POSSIBLE MTPLM	65psi	65psi	65psi	65psi	33psi
Static Load on Coupling Head	100kg	100kg	100kg	100kg	100kg
Thermal Insulation Grade	TWO	TWO	TWO	TWO	TWO
Bed Sizes					
Front Double	209cm x 139cm/6'10" x 4'7"	208cm x 180cm/6'10" x 5'11"	209cm x 139cm/6'10" x 4'7"	208cm x 180cm/6'10" x 5'11"	208cm x 180cm/6'10" x 5'11"
or One Single		190cm x 72cm/6'3" x 2'4"	190cm x 72cm/6'3" x 2'4"	180cm x 72cm/5'11" x 2'4"	180cm x 72cm/5'11" x 2'4"
and One Single		180cm x 72cm/5'11" x 2'4"	190cm x 72cm/6'3" x 2'4"	180cm x 72cm/5'11" x 2'4"	190cm x 72cm/6'3" x 2'4"
Rear Double	205cm x 133cm/6'8" x 4'4"				
Rear Bunk					
Side Single (offside)		180cm x 70cm/5'11" x 2'4"	180cm x 70cm/5'11" x 2'4"		
Side Single (nearside)				180cm x 70cm/5'11" x 2'4"	180cm x 70cm/5'11" x 2'4"
Side Bunk		178cm x 59cm/5'10" x 1'11"	178cm x 59cm/5'10" x 1'11"	178cm x 59cm/5'10" x 1'11"	178cm x 59cm/5'10" x 1'11"
Rear Lower Bunk				184cm x 62cm/6'0" x 2'1"	
Rear Upper Bunk				184cm x 60cm/6'0" x 2'0"	
Side Fixed Lower Bunk					180cm x 56cm/5'11" x 1'10"
Side Fixed Upper Bunk					180cm x 58cm/5'11" x 1'11"

*Estimated weight. Please note that double bed sizes are quoted with wrap round seating. †Note on awning sizes: Due to the varying awning designs and sizes the awning sizes given are approximate only. Specific awning sizes must be confirmed by your dealer or the awning manufacturer prior to purchase.

Specifications

GTS VOGUE	215	216	217	415	416
Berths	2	2	2	4	4
Axles	1	1	1	1	1
Internal Length (bed box height)	4.61m/15'2"	4.61m/15'2"	4.61m/15'2"	5.39m/17'8"	5.23m/17'2"
Overall Width	2.23m/7'4"	2.23m/7'4"	2.23m/7'4"	2.23m/7'4"	2.23m/7'4"
Overall Height (inc. TV Aerial)	2.76m/9'1"	2.76m/9'1"	2.76m/9'1"	2.76m/9'1"	2.76m/9'1"
Overall Length	6.29m/20'8"	6.29m/20'8"	6.29m/20'8"	7.07m/23'2"	6.91m/22'8"
Mass in Running Order (inc. tolerance)	1129kg/22.2cwt	1105kg/21.8cwt	1100kg/21.7cwt	1237kg/24.3cwt	1213kg/23.9cwt
Essential Habitation Equipment Payload	82kg/1.6cwt	82kg/1.6cwt	82kg/1.6cwt	82kg/1.6cwt	82kg/1.6cwt
Personal Effects Payload	104kg/2.0cwt	104kg/2.0cwt	104kg/2.0cwt	132kg/2.6cwt	130kg/2.6cwt
Optional Equipment Payload	4kg/0.1cwt	17kg/0.3cwt	17kg/0.3cwt	4kg/0.1cwt	4kg/0.1cwt
Total user Payload	190kg/3.7cwt	203kg/3.9cwt	203kg/3.9cwt	218kg/4.3cwt	216kg/4.3cwt
Maximum Technical Permissible Laden Mass (DECLARED)	1319kg/25.9cwt	1308kg/25.7cwt	1303kg/25.6cwt	1455kg/28.6cwt	1429kg/28.2cwt
Maximum Technical Permissible Laden Mass (POSSIBLE)	1350kg/26.6cwt	1350kg/26.6cwt	1350kg/26.6cwt	1500kg/29.5cwt	1500kg/29.5cwt
Awning A/A dimension†	8.90m/29'2"	8.90m/29'2"	8.90m/29'2"	9.68m/31'9"	9.52m/31'3"
Tyre Size	195/70 r14 95	195/70 r14 95	195/70 r14 95	175 r14 99	175 r14 99
Tyre pressure at DECLARED MTPLM	42psi	39psi	39psi	61psi	61psi
Tyre pressure at POSSIBLE MTPLM	42psi	42psi	42psi	65psi	65psi
Static Load on Coupling Head	100kg	100kg	100kg	100kg	100kg
Thermal Insulation Grade	TWO	TWO	TWO	TWO	TWO
Bed Sizes					
Front Double†	208cm x 190cm/6'10" x 6'3"	208cm x 190cm/6'10" x 6'3"	208cm x 139cm/6'10" x 4'7"	208cm x 166cm/6'10" x 5'5"	208cm x 180cm/6'10" x 5'11"
or One Single	190cm x 71cm/6'3" x 2'4"	190cm x 71cm/6'3" x 2'4"		190cm x 71cm/6'3" x 2'4"	190cm x 71cm/6'3" x 2'4"
and One Single	190cm x 71cm/6'3" x 2'4"	190cm x 71cm/6'3" x 2'4"		166cm x 71cm/5'5" x 2'4"	180cm x 71cm/5'11" x 2'4"
Rear Double				196cm x 138cm/6'5" x 4'6"	
Rear Bunk					
Side Single (offside)					180cm x 66cm/5'11" x 2'2"
Side Bunk					178cm x 56cm/5'10" x 1'10"

Please note that double bed sizes are quoted with wrap round seating. †Note on awning sizes: Due to the varying awning designs and sizes the awning sizes given are approximate only. Specific awning sizes must be confirmed by your dealer or the awning manufacturer prior to purchase.

Specifications

GTS VOGUE	417	418	420	516	517
Berths	4	4	4	5	5
Axles	1	1	1	1	1
Internal Length (bed box height)	5.23m/17'2"	5.39m/17'8"	5.39m/17'8"	5.39m/17'8"	5.39m/17'8"
Overall Width	2.23m/7'4"	2.23m/7'4"	2.23m/7'4"	2.23m/7'4"	2.23m/7'4"
Overall Height (inc. TV Aerial)	2.76m/9'1"	2.76m/9'1"	2.76m/9'1"	2.76m/9'1"	2.76m/9'1"
Overall Length	6.91m/22'8"	7.07m/23'2"	7.07m/23'2"	7.07m/23'2"	7.07m/23'2"
Mass in Running Order (inc. tolerance)	1199kg/23.6cwt	1227kg/24.2cwt	1227kg/24.2cwt	1245kg/24.5cwt	1245kg/24.5cwt
Essential Habitation Equipment Payload	82kg/1.6cwt	82kg/1.6cwt	82kg/1.6cwt	82kg/1.6cwt	82kg/1.6cwt
Personal Effects Payload	130kg/2.6cwt	132kg/2.6cwt	132kg/2.6cwt	142kg/2.8cwt	142kg/2.8cwt
Optional Equipment Payload	4kg/0.1cwt	4kg/0.1cwt	4kg/0.1cwt	4kg/0.1cwt	4kg/0.1cwt
Total user Payload	216kg/4.3cwt	218kg/4.3cwt	218kg/4.3cwt	228kg/4.5cwt	228kg/4.5cwt
Maximum Technical Permissible Laden Mass (DECLARED)	1415kg/27.9cwt	1445kg/28.5cwt	1445kg/28.5cwt	1473kg/29.0cwt	1473kg/29.0cwt
Maximum Technical Permissible Laden Mass (POSSIBLE)	1500kg/29.5cwt	1500kg/29.5cwt	1500kg/29.5cwt	1500kg/29.5cwt	1500kg/29.5cwt
Awning A/A dimension [†]	9.52m/31'3"	9.68m/31'9"	9.68m/31'9"	9.68m/31'9"	9.68m/31'9"
Tyre Size	175 r14 99	175 r14 99	175 r14 99	175 r14 99	175 r14 99
Tyre pressure at DECLARED MTPLM	59psi	61psi	61psi	63psi	63psi
Tyre pressure at POSSIBLE MTPLM	65psi	65psi	65psi	65psi	65psi
Static Load on Coupling Head	100kg	100kg	100kg	100kg	100kg
Thermal Insulation Grade	TWO	TWO	TWO	TWO	TWO
Bed Sizes					
Front Double†	208cm x 139cm/6'10" x 4'7"	208cm x 180cm/6'10" x 5'11"	208cm x 139cm/6'10" x 4'7"	208cm x 180cm/6'10" x 5'11"	208cm x 139cm/6'10" x 4'7"
or One Single	190cm x 71cm/6'3" x 2'4"	190cm x 71cm/6'3" x 2'4"	190cm x 71cm/6'3" x 2'4"	190cm x 71cm/6'3" x 2'4"	190cm x 71cm/6'3" x 2'4"
and One Single	190cm x 71cm/6'3" x 2'4"	180cm x 71cm/5'11" x 2'4"	180cm x 71cm/5'11" x 2'4"	180cm x 71cm/5'11" x 2'4"	180cm x 71cm/5'11" x 2'4"
Rear Double		190cm x 138cm/6'3" x 4'6"	190cm x 138cm/6'3" x 4'6"	192cm x 138cm/6'4" x 4'6"	208cm x 138cm/6'10" x 4'6"
Rear Bunk				192cm x 58cm/6'4" x 1'11"	192cm x 58cm/6'4" x 1'11"
Side Single (offside)	180cm x 66cm/5'11" x 2'2"				
Side Bunk	178cm x 56cm/5'10" x 1'10"				

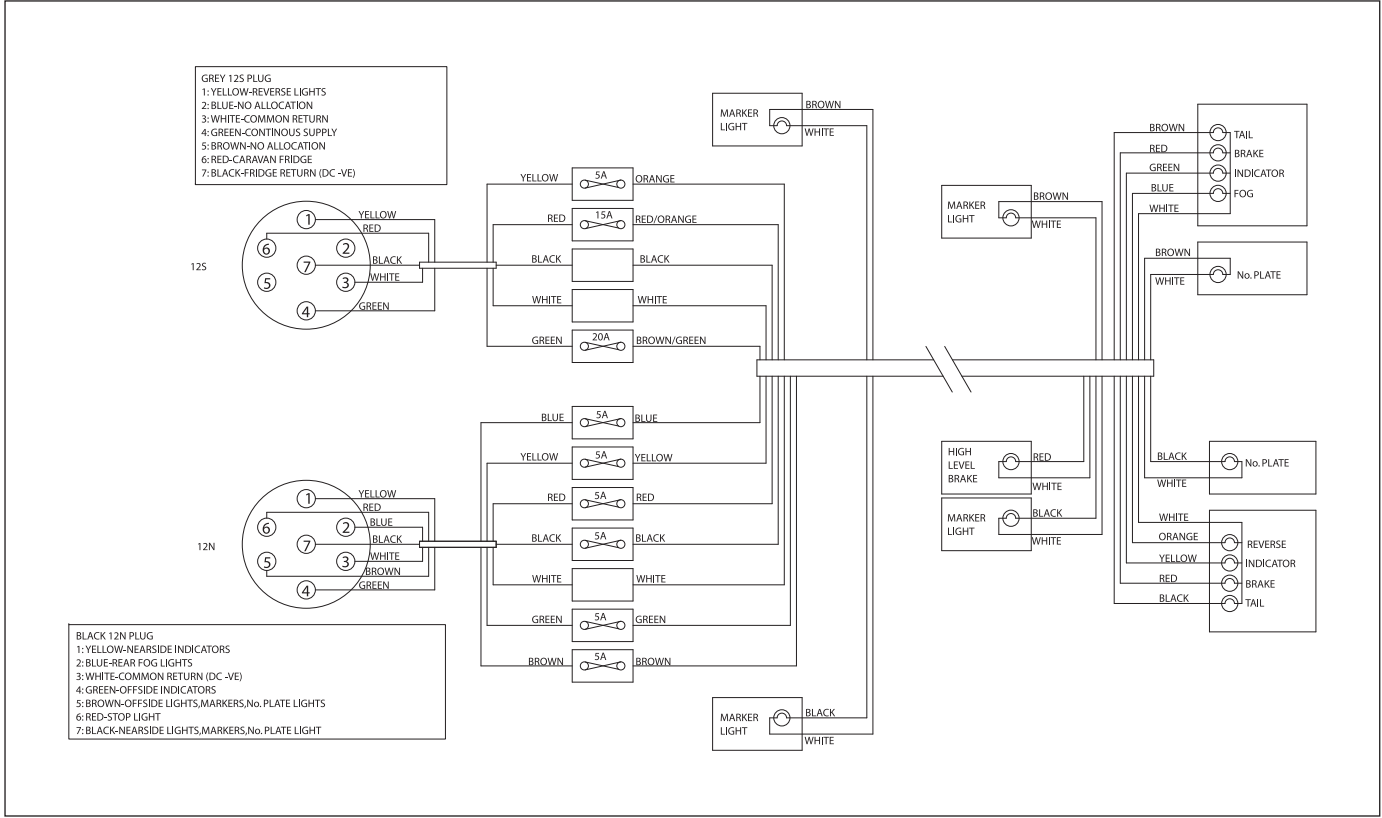
Please note that double bed sizes are quoted with wrap round seating. †Note on awning sizes: Due to the varying awning designs and sizes the awning sizes given are approximate only. Specific awning sizes must be confirmed by your dealer or the awning manufacturer prior to purchase.

Specifications

SPECTRUM	419	520	535	540	620
Berths	4	5	4	4	5 opt 6
Axles	2	2	2	2	2
Internal Length (bed box height)	5.85m/19'2"	6.27m/20'7"	6.27m/20'7"	6.27m/20'7"	6.27m/20'7"
Overall Width	2.23m/7'4"	2.23m/7'4"	2.23m/7'4"	2.23m/7'4"	2.23m/7'4"
Overall Height (inc. TV Aerial)	2.76m/9'1"	2.76m/9'1"	2.76m/9'1"	2.76m/9'1"	2.76m/9'1"
Overall Length	7.53m/24'8"	7.95m/26'1"	7.95m/26'1"	7.95m/26'1"	7.95m/26'1"
Mass in Running Order (inc. tolerance)	1358kg/26.7cwt*	1451kg/28.6cwt	1412kg/27.8cwt*	1469kg/28.9cwt	1457kg/28.7cwt
Essential Habitation Equipment Payload	115kg/2.3cwt	115kg/2.3cwt	115kg/2.3cwt	115kg/2.3cwt	115kg/2.3cwt
Personal Effects Payload	136kg/2.7cwt	150kg/3.0cwt	140kg/2.8cwt	140kg/2.8cwt	160kg/3.1cwt
Optional Equipment Payload	29kg/0.6cwt	29kg/0.6cwt	29kg/0.6cwt	29kg/0.6cwt	49kg/1.0cwt
Total user Payload	280kg/5.6cwt	294kg/5.9cwt	284kg/5.7cwt	284kg/5.7cwt	324kg/6.4cwt
Maximum Technical Permissible Laden Mass (DECLARED)	1638kg/32.3cwt*	1745kg/34.5cwt	1696kg/33.5cwt*	1753kg/34.6cwt	1781kg/35.1cwt
Maximum Technical Permissible Laden Mass (POSSIBLE)	1800kg/35.4cwt	1800kg/35.4cwt	1800kg/35.4cwt	1800kg/35.4cwt	1800kg/35.4cwt
Awning A/A dimension†	10.08m/33'1"	10.50m/34'5"	10.50m/34'5"	10.50m/34'5"	10.50m/34'5"
Tyre Size	175/65 r14 82	175/65 r14 82	175/65 r14 82	175/65 r14 82	175/65 r14 82
Tyre pressure at DECLARED MTPLM	33psi	33psi	33psi	33psi	33psi
Tyre pressure at POSSIBLE MTPLM	33psi	33psi	33psi	33psi	33psi
Static Load on Coupling Head	100kg	100kg	100kg	100kg	100kg
Thermal Insulation Grade	TWO	TWO	TWO	TWO	TWO
Bed Sizes					
Front Double†	208cm x 139cm/6'10" x 4'7"	208cm x 139cm/6'10" x 4'7"	208cm x 180cm/6'10" x 5'11"	208cm x 139cm/6'10" x 4'7"	208cm x 180cm/6'10" x 5'11"
or One Single			182cm x 71cm/6'0" x 2'4"		190cm x 71cm/6'3" x 2'4"
and One Single			180cm x 71cm/5'11" x 2'4"		180cm x 71cm/5'11" x 2'4"
Rear Double		208cm x 138cm/6'10" x 4'6"	186cm x 134cm/6'1" x 4'5"	192cm x 138cm/6'4" x 4'6"	205cm x 137cm/6'9" x 4'6"
Rear Bunk		192cm x 58cm/6'4" x 1'11"			
Side Single (offside)	180cm x 66cm/5'11" x 2'2"				177cm x 68cm/5'10" x 2'3"
Side Single (nearside)					177cm x 68cm/5'10" x 2'3"
Side Bunk	178cm x 56cm/5'10" x 1'10"				172cm x 56cm/5'8" x 1'10"
Optional Bunk					172cm x 56cm/5'8" x 1'10"

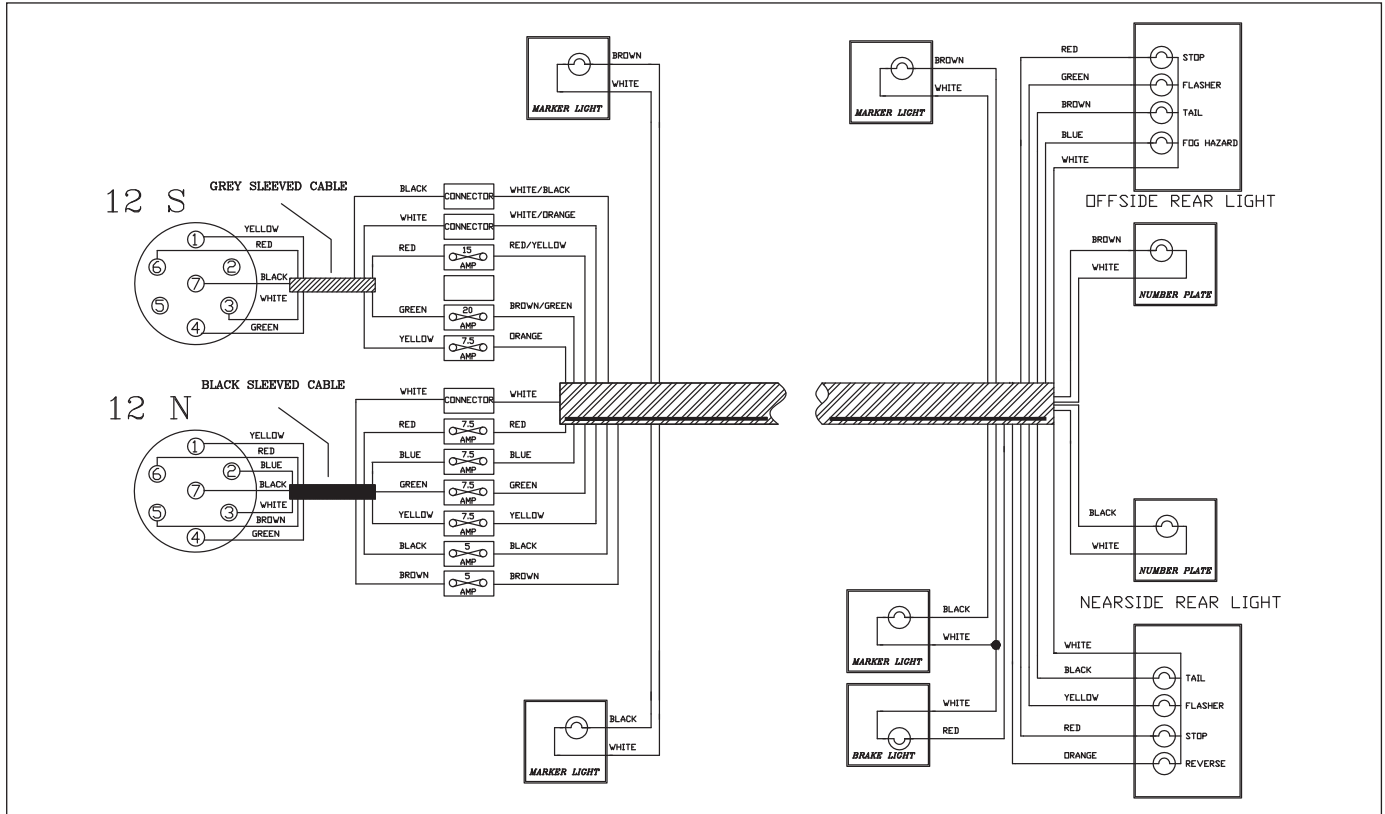
*Estimated weight. Please note that double bed sizes are quoted with wrap round seating. †Note on awning sizes: Due to the varying awning designs and sizes the awning sizes given are approximate only. Specific awning sizes must be confirmed by your dealer or the awning manufacturer prior to purchase.

AVENTURA RANGE 2005 - ROAD LIGHTS

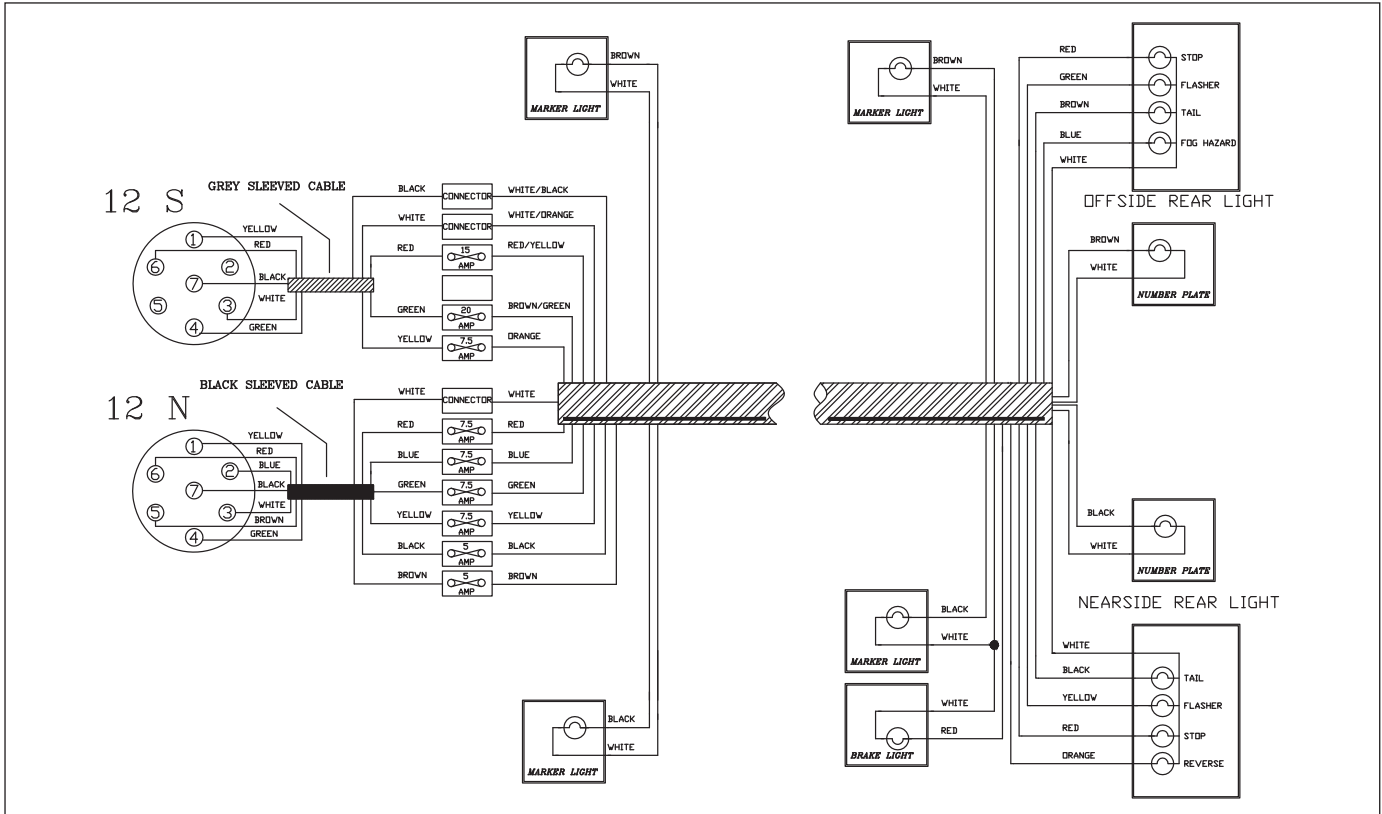


Wiring Diagrams

GTS VOGUE RANGE 2005 - ROAD LIGHTS

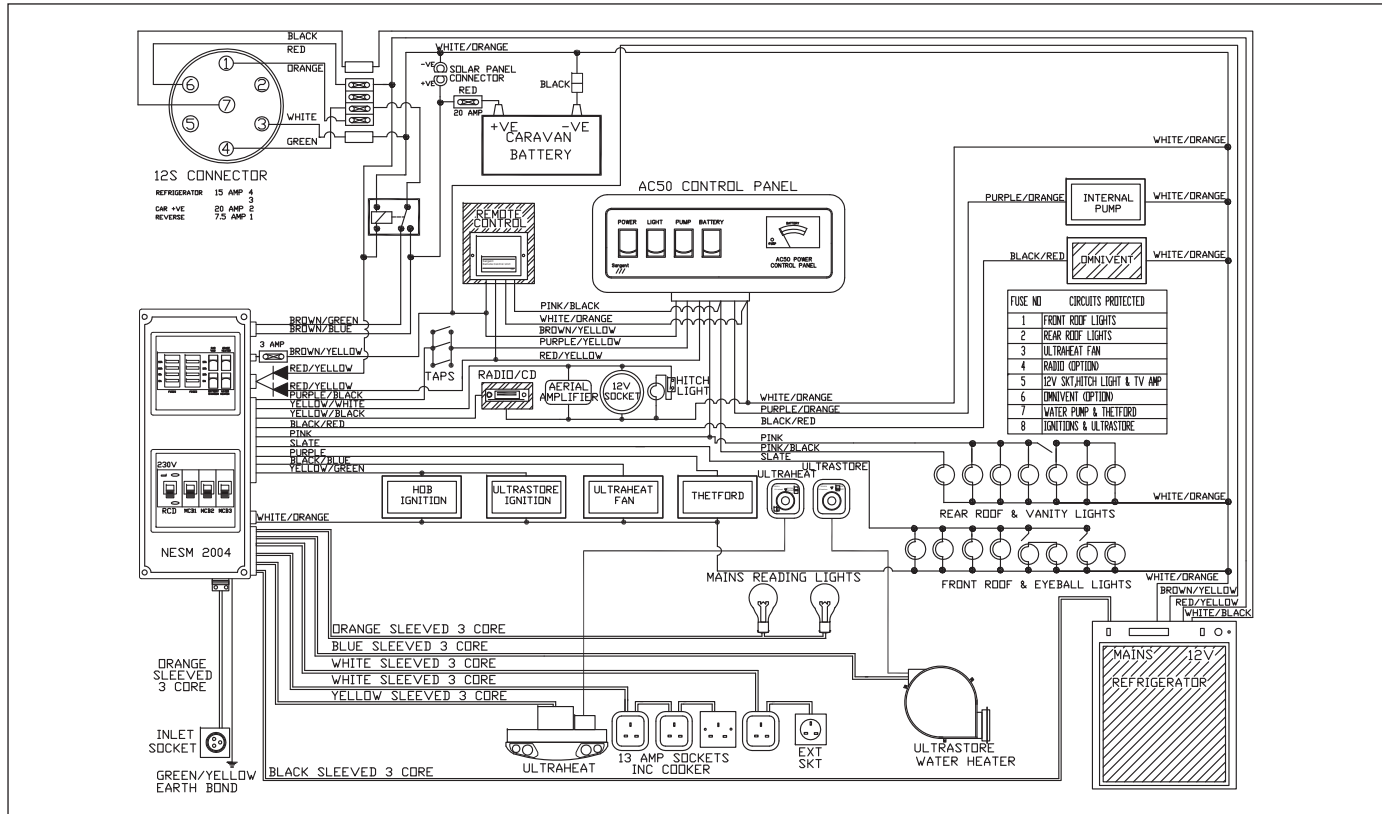


SPECTRUM RANGE 2005 - ROAD LIGHTS



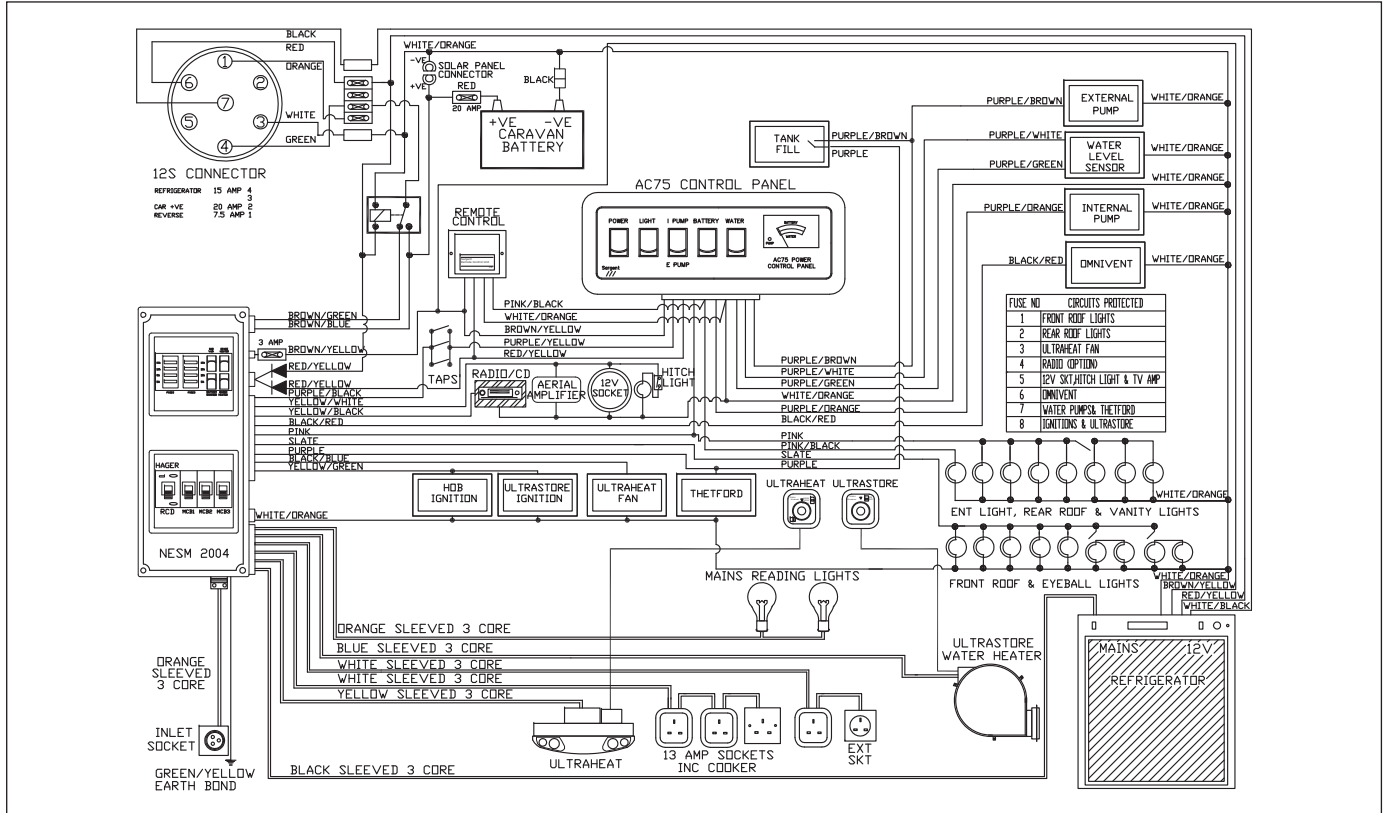
Wiring Diagrams

GTS VOGUE RANGE 2005 - 12V AND 230V



Wiring Diagrams

SPECTRUM RANGE 2005 - 12V AND 230V



Bulb Replacement

	TYPE	POWER	AVENTURA	GTS VOGUE	SPECTRUM
ROAD LIGHTS					
Front marker lights	W5W	12v 5w	✓	✓	✓
Side marker	C5W	12v 5w	✓	✓	✓
Reversing light	P21	12v 21w	✓	✓	✓
Rear indicator light	P21	12v 21w	✓	✓	✓
Brake / tail light	P21/5W	12v 21w / 5w	✓	✓	✓
Fog light	P21	12v 21w	✓	✓	✓
Number plate light	C5W	12v 5w	✓	✓	✓
High level brake light	T5/13.5	12v 2.3w	✓	✓	✓
Hitch cover light	C5W	12v 5w		✓	✓
INTERIOR/OTHER					
Awning	P21W	12v 20w	✓	✓	✓
Spot / reading lights	Halogen capsule	G4 12v 10w		✓	✓
Spot / reading lights	GU4/MR11 Dichroic	GU4 12v 10w	✓		
Downlighters	Halogen capsule	G4 12v 10w		✓	✓
Round ceiling lights	Halogen capsule	G4 20w	✓	✓	✓
Mains lights	Small screw	230v 40w		✓	✓

Note: Not all lights and bulbs feature on all models within a range

NOTIFICATION OF CHANGE OF OWNERSHIP

If you sell your caravan, please notify the change of ownership by completing this page, detaching it and sending it to:
Swift Group Ltd., Dunswell Road, Cottingham, East Yorkshire, HU16 4JX.

DETAILS OF CARAVAN:	Model:	_____
	Chassis No:	_____
CURRENT OWNER:	Name:	_____
	Address:	_____

NEW OWNER:	Name:	_____
	Address:	_____

Please note that the benefit of any unexpired warranty cannot be transferred to the new owner until the change of ownership details above have been received.

NCC Approved

All Swift Group models have been certified by the National Caravan Council for compliance with stringent European Standards, British Legislation and industry set Codes of Practice specifically relating to health and safety issues. The approval process covers the testing and inspection of critical areas of the product from fire safety, weights and dimensions, to gas, electrics and ventilation. Every Abbey caravan carries the "NCC Approved Caravan" badge. The NCC also conduct unannounced inspections at the Swift factory to ensure continued compliance. NCC Approval gives you peace of mind that your caravan is legal and safe.





Leaders in Leisure

Abbey Caravans, Dunswell Road, Cottingham, East Yorkshire HU16 4JX.

Telephone: 01482 875740 Fax: 01482 840082

e-mail: enquiry@swiftleisure.co.uk web site: www.abbeycaravans.co.uk

A MEMBER OF THE SWIFT GROUP

Issued September 2004

1055909